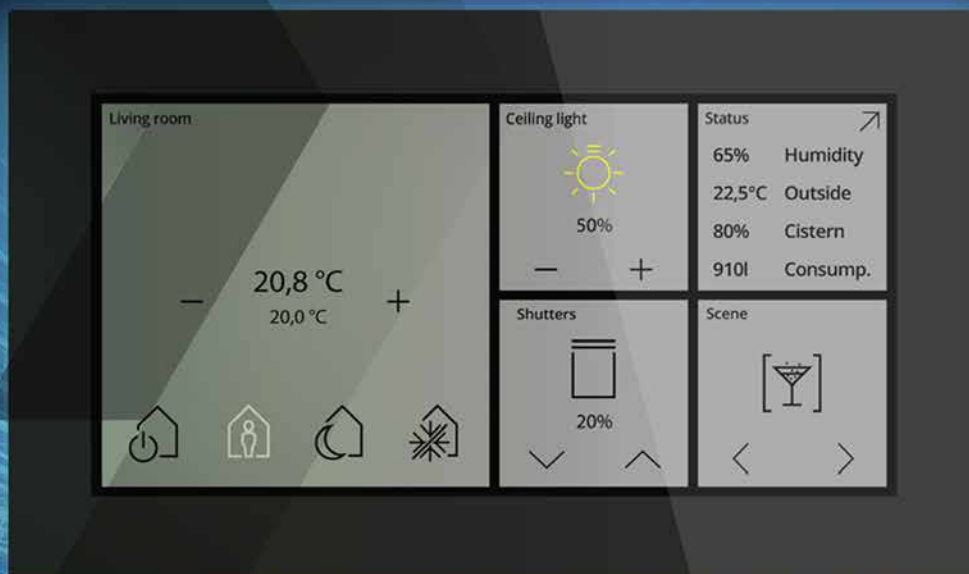


Product catalogue

04/2024 | EN



MDT

TECHNOLOGIES

Eingang

1



MDT – your KNXpert

40 YEARS Excellence in Electronics

Today, MDT is one of the leading manufacturers of KNX products for the automation of commercial and private buildings. Our company and our employees stand for top quality and user-oriented thinking. With a good 400 different KNX products, we offer one of the most comprehensive KNX product ranges on the market. A wealth of intelligent functions in the products offer the users tangible added value.

We have been developing and manufacturing electronic products in Engelskirchen for 40 years. Founded in 1984 as MCI, the first twenty-five years of business commenced with the development and production of personal computers, RAM and PC accessories. As of from 1996 we focused on the production of RAM components for PCs and on the development and continuous optimisation of its extremely flexible production process. True to the motto at that time, “ordered in the morning - delivered in the evening”.

In 2005, we were officially renamed from MCI to MDT technologies, as the brand name of the main memory was increasingly being equated to the company name. In 2009 we initiated and launched the development and production of our first KNX products. The initial 29 products introduced to the market included, a binary input with an integrated logic function - a product combination that was an innovation to the market in 2009. Since 2009, we exclusively develop and produce KNX products.

The constant further development of our product range guarantees that we always have high-quality and innovative products. We are one of the most innovative SMEs in Germany and, among other things, we have been awarded the TOP 100 innovation prize for German SMEs for the ninth time in a row. Our innovative product range is complemented with first-class support and personal contact with our customers. Our KNXperts would be happy to help you with any questions or problems.



Product overview

Switch Actuators	Channels												Page
	1	2	3	4	6	8	12	16	20	24	32		
AKI Series MDRC, industrial design 200 µF C-load				■		■	■						16
AMI Series MDRC, industrial design 200 µF C-load with current measurement				■		■	■						16
AZI Series MDRC, industrial design 200 µF C-load with active power measurement			■		■								17
AKS Series MDRC, standard design 16 A, 140 µF C-load		■		■		■	■	■	■	■			18
AKS Series MDRC, standard design 10 A, 140 µF C-load		■		■		■	■						19
AKS Series flush mounted, standard design 140 µF	■	■											19
AMS Series MDRC, standard design 140 µF C-load with current measurement				■		■	■						20
AKK Series MDRC, compact design 70 µF		■		■		■		■		■			20
AKK Series MDRC, fan coil actuator for fans / ventilator convectors, 70 µF				■									21
AKK Series flush mounted, 70 µF	■	■	■										22
AKK Series flush mounted, fan coil actuator for fans / ventilator convectors, 70 µF			■										23
AKU Series MDRC, universal actuator can be used as switch or shutter actuator, 100 µF				■	■	■		■		■			24
AKU Series flush mounted, universal actuator can be used as switch or shutter actuator, 14 µF		■											24
AKU Series flush mounted, universal actuator with 4 binary inputs, 14 µF		■											25

Shutter Actuators	Channels												Page
	1	2	3	4	6	8	12	16	20	24	32		
AKU Series MDRC, universal actuator can be used as switch or shutter actuator, 100 µF				■	■	■		■		■			24
AKU Series flush mounted, universal actuator can be used as switch or shutter actuator, 14 µF		■											24
AKU Series flush mounted, universal actuator with 4 binary inputs, 14 µF		■											25
JAL Series MDRC, with sun position calculation for 230 V AC		■		■		■							26
JAL Series MDRC, with travel time measurement and sun position calculation for 230 V AC				■		■							26
JAL Series MDRC, with sun position calculation, for 24 V DC motors				■		■							27
JAL Series flush mounted	■												27
JAL Series flush mounted, with sun position calculation / sun shading and 4 inputs	■												28

Dimming Actuators	Channels												Page
	1	2	3	4	6	8	12	16	20	24	32		
AKD Series MDRC, Dimming Actuator for 230 V AC lights		■		■									29
AKD Series MDRC, dimming control device for 1-10 V ECGs with RGBW functionality				■									30
AKD Series flush mounted, LED Controller for 12/24 V CV LED		■											30
AKD Series flush mounted, LED Controller for 12/24 V CV LED with RGB functionality			■										31
AKD Series flush mounted, LED Controller for 12/24 V CV LED with RGBW functionality				■									31
AKD LED Controller CC/CV 60 W / 230 V 2-channel		■											32
AKD Series flush mounted, LED Controller CC/CV 30 W / 230 V 2-channel	NEW	■											32
AKD Series MDRC, LED Controller for 12/24 V CV LED with RGBW functionality		■		■									33
DALI Control Broadcast Gateway	NEW												34
DALI Control 64 / 2x64 Gateway MDRC with HSV colour control													34
DALI Control IP64 / PRO64 Gateway MDRC with HSV colour control													36

Heating Actuators	Channels												Page
	1	2	3	4	6	8	12	16	20	24	32		
AKH Series MDRC, with integrated controller to control electrothermic actuating drives				■	■	■							38

Analog In- / Outputs	Channels												Page
	1	2	3	4	6	8	12	16	20	24	32		
AIO Series flush mounted, can be used as analogue 0-10 V input / output		■											39
AIO Series MDRC, can be used as analogue 0-10 V input / output				■									39

Energy Meters	Channels												Page
	1	2	3	4	6	8	12	16	20	24	32		
EZ Energy Meter, 3-fold, 20 A, direct measurement			■										40
EZ Energy Meter, 3-fold, 63 A, transformer measurement			■										40

Binary Inputs	Channels												Page
	1	2	3	4	6	8	12	16	20	24	32		
BE Series MDRC, input detection for dry contacts				■		■		■				■	44
BE Series MDRC, input detection of 230 V AC signals				■		■		■					44
BE Series MDRC, input detection of 12-24 V AC / DC signals				■		■		■					45
BE Series flush mounted, universal interface to connect dry contact or LED output		■		■	■								46
BE Series flush mounted, universal interface to connect 230 V AC control signals		■											46

Assortment 55	Channels												Page
	1	2	3	4	6	8	12	16	20	24	32		
Push-button 55 / Push-button Plus 55 / Push-button Plus TS 55	NEW	■		■	■	■							48
Push-button Lite 55 Basic		■	■										51
Push-button Lite 55		■	■	■									52
Push-button Smart 55 with colour display				■									56
Shutter Push-button Smart 55 with colour display				■									56
Motion Detector / Automatic Switch 55		■											57
Motion Detector 55 with temperature sensor and 2 sensor buttons		■											57
Room Temperature Controller / Sensor 55	NEW	■											58
Room Temperature Controller Smart 55 with colour display and 4 inputs		■											59
Room Temperature Extension Unit Smart 55 with colour display		■											60
Object Controller 55 with temperature / humidity sensor and 4 inputs		■											60
Room Temperature / Humidity Sensor 55		■											61
CO ₂ / VOC Combi Sensor 55	NEW	■											61
LED Indicator 55 with 12 RGB LEDs	NEW							■					62

Assortment 63	Channels												Page
	1	2	3	4	6	8	12	16	20	24	32		
Push-button Lite 63		■	■	■									63
Push-button Smart 63 with colour display				■									66
Motion Detector / Automatic Switch 63		■											66
Motion Detector 63 with temperature sensor and 2 sensor buttons		■											67
Room Temperature Controller Smart 63 with colour display and 4 inputs		■											67
Room Temperature Extension Unit Smart 63 with colour display		■											68
Object Controller 63 with temperature / humidity sensor and 4 inputs		■											68
Room Temperature / Humidity Sensor 63		■											69

Product overview

Assortment 86	Channels											Page	
	1	2	3	4	6	8	12	16	20	24	32		
Push-button Smart 86 with colour display	NEW			■	■	■	■						70
Central Operation Unit Smart 86 with colour display	NEW									■			71

Glass Assortment	Channels											Page	
	1	2	3	4	6	8	12	16	20	24	32		
Glass Push-button II Lite		■	■		■								72
Glass Push-button II Smart with colour display					■	■	■	■					75
Glass Central Operation Unit Smart with colour display											■		76
Glass Touch Smart, 6 inch	NEW												77
Glass Touch Smart Plus, 6 inch	NEW												78
Glass Room Temperature Controller Smart with colour display		■											79
Glass LED Indicator with 12 RGB LEDs								■					79
Glass Push-button Plus					■		■						80
Glass cover frame for 55 mm switch ranges		■	■	■									81
Glass cover frame for 63 mm switch ranges		■	■	■									81

Controllers and Sensors	Channels											Page	
	1	2	3	4	6	8	12	16	20	24	32		
Temperature Controller MDRC, with integrated controller							■						102
Temperature Controller/Sensor flush mounted, with integrated controller, for PT1000 sensors		■		■									102
Temperature Controller/Sensor surface mounted, with integrated controller, for PT1000 sensors					■								103
Room Temperature Controller / Sensor 55	NEW	■											58
Room Temperature Controller Smart 55 with colour display and 4 inputs		■											59
Room Temperature Extension Unit Smart 55													60
Object Controller 55 with temperature/humidity sensor and 4 inputs		■											60
Room Temperature/Humidity Sensor 55		■											61
CO ₂ / VOC Combi Sensor 55	NEW	■											61
Room Temperature Controller Smart 63 with colour display and 4 inputs		■											67
Room Temperature Extension Unit Smart 63													68
Object Controller 63 with temperature/humidity sensor and 4 inputs		■											68
Room Temperature/Humidity Sensor 63		■											69

Presence and Motion Detectors	Channels											Page	
	1	2	3	4	6	8	12	16	20	24	32		
Motion Detector / Automatic Switch 55		■											82
Motion Detector 55 with temperature sensor and 2 sensor buttons		■											82
Motion Detector / Automatic Switch 63		■											83
Motion Detector 63 with temperature sensor and 2 sensor buttons		■											83
Mini Presence Detector 360°, for ceiling installation		■											84
Presence Detector 360° L2 IP44			■										84
Presence Detector 360° L3 TS				■									85
Presence Detector MR16 360°, for installation in a MR16 frame for LED spots				■									85
Presence Detector 360° for ceiling installation	NEW			■	■								86
Combi-Presence Detector 360° with room climate sensors	NEW			■									88
Glass Presence Detector 360° for ceiling installation				■									89
Brightness Sensor/Controller, for ceiling installation		■											89

Bus Power Supplies / Power Supplies	Channels												Page	
	1	2	3	4	6	8	12	16	20	24	32			
STV Series MDRC, Bus Power Supply 160 / 320 / 640 mA														92
STV Series MDRC, 24 V DC Power Supply, for universal use														92
STC Series MDRC, Bus Power Supply with diagnostic function 640 / 960 / 1280 mA														93
STR Series MDRC, Redundant Bus Power Supply with diagnostic function 640 mA														93

System Devices	Channels												Page	
	1	2	3	4	6	8	12	16	20	24	32			
Line Coupler MDRC, with KNX Data Secure														94
IP Interface MDRC, with KNX IP and KNX Data Secure														94
IP Router Line Coupler MDRC, with KNX IP Secure and KNX Data Secure														95
USB Interface MDRC														95
Logic Module MDRC														96
Safety Module MDRC														96
KNX Modbus Gateway RTU485														97
KNX Modbus Gateway TCP														97
Time Switch MDRC													■	98
WAGO Bus Connector														98

Weather Sensors	Channels												Page	
	1	2	3	4	6	8	12	16	20	24	32			
Weather Station Home, for outdoor installation														100
Rain Sensor, for outdoor installation														100
Twilight / Temperature Sensor KNX														101
Leakage Sensor KNX														101

Temperature Controller	Channels												Page	
	1	2	3	4	6	8	12	16	20	24	32			
Room Temperature Controller MDRC													■	102
Temperature Controller / Sensor flush mounted, to be connected to PT1000 sensor													■	102
Temperature Controller / Sensor surface mounted, to be connected to PT1000 sensor													■	103

Visualisations	Channels												Page	
	1	2	3	4	6	8	12	16	20	24	32			
VisuControl II for KNX App (Android / iOS)														106
Object Server VisuControl Easy II														107
Touchpanel VisuControl														108

KNX RF+ Wireless Devices system mode	Channels												Page	
	1	2	3	4	6	8	12	16	20	24	32			
RF+ Wireless Line Coupler, flush mounted, commissioning from ETS 5/6														112
RF+ Wireless Glass Push-button Plus with integrated actuator													■	113
RF+ Wireless Push-button Plus with integrated actuator													■	114
RF+ Wireless Universal Interface, flush mounted, input detection of 230 V AC signals													■	115
RF+ Wireless Switch Actuator, flush mounted													■	115
RF+ Wireless Shutter Actuator, flush mounted													■	116
RF+ Wireless Socket, with switching function													■	116
RF+ Wireless Socket, with switching function and active power measurement													■	117

Overview Switch Actuators

Series	AKI-xx16.04	AKS-xx10.03	AKS-xx16.03	AKS-0xUP.03	AMI-xx16.03	AMS-xx16.03
Installation type	MDRC	MDRC	MDRC	flush mounted	MDRC	MDRC
Number of channels	4/8/12	2/4/8/12	2/4/8/12/16/20/24	1/2	4/8/12	4/8/12
Dimensions (SU)	4/8/12	2/4/6/8	2/4/6/8/8/12/12	flush mounted	4/8/12	4/8/12
Manual operation	■	■	■	-	■	■
Manual operation lockable	-	■	■	-	■	■
Status at manual operation	-	■	■	-	■	■
Status LED for each channel	-	■	■	-	■	■
Turn off LEDs (Ecomode)	-	■	■	-	■	■
Max. nominal current for each channel	16/20 A	10 A	16 A	16 A	16/20 A	16 A
Max. inrush current	600 A	400 A	400 A	400 A	600 A	400 A
Capacitive load/C-Load	200 µF	140 µF	140 µF	140 µF	200 µF	140 µF
Relay type	bistable	bistable	bistable	bistable	bistable	bistable
Screw terminal 4 mm ²	■	■	■	-	■	■
Current measurement 10 mA - 20 A	-	-	-	-	■	■
Active power measurement	-	-	-	-	-	-
NO and NC contact operation	■	■	■	■	■	■
ON/OFF switching delay	■	■	■	■	■	■
3 channel synchronous switching	■	■	■	■	■	■
Impulse function	■	■	■	■	■	■
Central switching function	■	■	■	■	■	■
Staircase light function:	■	■	■	■	■	■
Warning by light	■	■	■	■	■	■
Warning by object	■	■	■	■	■	■
Staircase light time by object	■	■	■	■	■	■
Staircase light time retrigger	■	■	■	■	■	■
Staircase light time summable	■	■	■	■	■	■
Threshold value byte / 2 byte / 2 byte float	■	■	■	■	■	■
Scene function learnable	■	■	■	■	■	■
Logic function AND/OR	■	■	■	■	■	■
Logic function AND/OR/XOR/TOR	■	■	■	■	■	■
Priority object/forced operation	■	■	■	■	■	■
Release time for forced operation	■	■	■	■	■	■
Behaviour at bus voltage failure	■	■	■	■	■	■
Behaviour at bus voltage return	■	■	■	■	■	■
Behaviour after locking	■	■	■	■	■	■
Behaviour after forced operation	■	■	■	■	■	■
Status active/passive	■	■	■	■	■	■
Status inverted	■	■	■	■	■	■
Hour meter for switching	■	■	■	■	■	■
Shutter function	-	-	-	-	-	-
Heating control with PWM	-	-	-	-	-	-
“In operation” telegram	■	■	■	■	■	■
Long frame support for ETS 5	■	■	■	■	■	■

Series	AZI-xx16.03	AKK-xx16.03	AKK-xxUP.03	AKU-xx16.03	AKU-xxUP.03
Installation type	MDRC	MDRC	flush mounted	MDRC	flush mounted
Number of channels	3/6	2/4/8/16/24	1/2/3	4/6/8/16/24	2/2
Dimensions (SU)	4/8	2/2/4/8/12	flush mounted	4/4/4/8/12	flush mounted
Manual operation	■	■	-	■	-
Manual operation lockable	■	■	-	■	-
Status at manual operation	■	■	-	■	-
Status LED for each channel	■	■	-	■	-
Turn off LEDs (Ecomode)	■	■	-	■	-
Max. nominal current for each channel	16/20 A	16 A	16/10/10 A	16 A	10 A
Max. inrush current	600 A	200 A	200/40/40 A	300 A	40 A
Capacitive load/C-Load	200 µF	70 µF	70/14/14 µF	100 µF	14 µF
Relay type	bistable	bistable	bi/mo/mo	bistable	monostable
Screw terminal 4 mm ²	■	-/-/✓/✓/✓	-	■	-
Current measurement 10 mA - 20 A	■	-	-	-	-
Active power measurement	■	-	-	-	-
NO and NC contact operation	■	■	■	■	■
ON/OFF switching delay	■	■	■	■	■
3 channel synchronous switching	■	-	-	-	-
Impulse function	■	■	■	■	■
Central switching function	■	■	■	■	■
Staircase light function:	■	■	■	■	■
Warning by light	■	■	■	■	■
Warning by object	■	■	■	■	■
Staircase light time by object	■	-	-	■	■
Staircase light time retrigger	■	■	■	■	■
Staircase light time summable	■	■	■	■	■
Threshold value byte / 2 byte / 2 byte float	■	-	-	■	■
Scene function learnable	■	■	■	■	■
Logic function AND/OR	■	■	■	■	■
Logic function AND/OR/XOR/TOR	■	-	-	■	■
Priority object/forced operation	■	-	-	■	■
Release time for forced operation	■	-	-	■	■
Behaviour at bus voltage failure	■	■	✓/-/-	■	■
Behaviour at bus voltage return	■	■	■	■	■
Behaviour after locking	■	■	■	■	■
Behaviour after forced operation	■	-	-	■	■
Status active/passive	■	■	■	■	■
Status inverted	■	■	■	■	■
Hour meter for switching	■	-	-	■	■
Shutter function	-	-	-	■	■
Heating control with PWM	-	-	-	■	■
“In operation” telegram	■	■	■	■	■
Long frame support for ETS 5	■	■	■	■	■

Overview Shutter Actuators

Series	JAL-0x10.02	JAL-0x10M.02	JAL-0x10D.02	JAL-01UP.02	JAL-B1UP.02	AKU-xx16.03	AKU-xxUP.03
Installation type	MDRC	MDRC	MDRC	flush mounted	flush mounted	MDRC	flush mounted
Number of channels	2/4/8	4/8	4/8	1	1	4/6/8/16/24	2/2
Number of inputs	-	-	-	-	4	-	-/4
Dimensions (SU)	2/4/8	4/8	4/8	flush mounted	flush mounted	4/4/4/8/12	flush mounted
Motor type	230 V AC	230 V AC	24 V DC	230 V AC	230 V AC	230 V AC	230 V AC
Max. switching current	8 A	8 A	8 A	6 A	6 A	16 A	10 A
Max. load shutter motor	300 W	300 W	180 W	300 W	300 W	600 W	300 W
Automatic travel time measurement	-	■	-	-	-	-	-
Commutator circuit for 24 V DC motors	-	-	■	-	-	-	-
Manual operation	■	■	■	-	-	■	-
Manual operation lockable	■	■	■	-	-	■	-
Status LED for each channel	■	■	■	-	-	■	-
Turn off LEDs (Ecomode)	■	■	■	-	-	■	-
Tip operation for accurate shutter positioning	■	■	■	■	■	■	■
Up/Down for stop (single-object control)	■	■	■	■	■	■	■
Reversible motor connections Up/Down	■	■	■	■	■	■	■
Central switching functions separately lockable	■	■	■	■	■	■	■
Alarm functions (Wind/Rain/Frost)	■	■	■	■	■	■	■
Behaviour after alarms separately adjustable	■	■	■	■	■	■	■
Lock functions	■	■	■	■	■	■	■
Behaviour after lock	■	■	■	■	■	■	■
Extended lock functions	■	■	■	■	■	■	■
Extended status active/passive	■	■	■	■	■	■	■
Extended scene functions	■	■	■	■	■	■	■
Extended automatic positions	■	■	■	■	■	■	■
Scene functions learnable	■	■	■	■	■	■	■
Priority object/forced operation	■	■	■	■	■	■	■
Release time for forced operation	■	■	■	■	■	■	■
Behaviour after forced operation adjustable	■	■	■	■	■	■	■
Ventilation function (window open/tilt)	■	■	■	■	■	■	■
Automatic sun protection / slate adjustment	■	■	■	-	■	■	■
Sun position calculation	■	■	■	-	■	■	■
Outside temperature lockable for sun protection	■	■	■	-	■	■	■
Room temperature enabling for sun protection	■	■	■	-	■	■	■
2 shading positions for roller shutter	■	■	■	-	■	■	■
Behaviour at bus voltage failure	-/✓/✓	■	■	-	-	-	-
Behaviour at bus voltage return	■	■	■	■	■	■	■
Switch actuator function	-	-	-	-	-	■	■
Heating control with PWM	-	-	-	-	-	■	■
"In operation" telegram	■	■	■	■	■	■	■
Long frame support for ETS 5	■	■	■	■	■	■	■

Compare DALI Gateways

Series	DALI Control 64	DALI Control IP64	DALI Control PRO64
	SCN-DA641.04 (SCN-DA642.04)	SCN-DALI64.03	SCN-DA641P
DALI outputs	1 (2)	1	1
Maximum number of ECGs	64 (2 x 64)	64	64
Number of DALI groups	16 (2 x 16)	16	16
DALI Standard / DALI Certification	DALI / DALI-2	DALI / DALI-2	DALI / DALI-2
Application Controller	Single Master	Single Master	Multi-Master
Support of DALI-2 sensors Motion detectors and light sensors according to EN 62386-303 and EN 62386-304	-	-	■ 8
KNX Data Secure	-	-	■
Ethernet interface	-	■	■
Web interface	-	■	■
IP settings/security	-	■ Simple	■ Extended
Manual operation on the unit	■ Push-button	■ Push-buttons, LCD	■ Push-buttons, LCD
Error and status display	■ via LED	■ via LCD	■ via LCD
DALI commissioning via ETS	■	■	■
DALI commissioning on the unit and via web interface	-	■	■
ECG quick-change function on the unit, possible without ETS	■	■	■
Control of single ECGs (without existing group assignment)	■ On / Off, dimming	■ On / Off, dimming	■ On / Off, dimming, colour
Single ECG control (on/off, dimming, value, status)	■	■	■
Single ECG control for colour temperature and colour	-	-	■
Dim2Warm in groups	■	-	■
Dim2Warm with single ECG control	-	-	■
Support of DT1 single (battery) emergency luminaires	■	■	■
Test and report of emergency lights from DCA with .xml export	-	■	■
Test and report of emergency lights from web interface with .xml export	-	-	■
Emergency lighting via central battery	-	■	■
Switching off the ballasts for energy saving per object	■ Group, individual ECG	■ Group	■ Group, individual ECG
Calculation of the operating hours of groups and ECGs	■	■	■
Alarm objects for groups and ECGs, if service life is exceeded	■	■	■
Broadcast for on/off, value	■	■	■
Broadcast colour or colour temperature	■	■	■
Control of colour and colour temperature in groups (DT8 ECGs)	■	■	■
Colour temperature with DT6 ECGs via master/slave group	-	-	■
Scene control for groups and ECGs	■	■	■
Individual scenes import/export	■	-	■
Time control for groups and ECGs	■	■	■
Manual override of the time control	■	-	■
Effect control for groups and ECGs	-	■	■
Individual effect import/export	-	-	■
Fault detection (KNX, DALI)	■	■	■
Fault detection (ECG, lamp) at group and ECG level	■	■	■

Quick Finder

▶ Actuators



Switch Actuators
16 – 23



Universal Actuators
24 – 25



Shutter Actuators
24 – 28



Dimming Actuators
29 – 36



Heating Actuators
38



Analog
In- / Outputs
39



Energy Meters
40

▶ Sensors



Binary Inputs
44 – 46



Assortment 55/63/86
48 – 71



Glass Assortment
72 – 81



Presence Detectors
82 – 89

▶ System Devices



Bus Power Supplies
92 – 93



System Devices
94 – 98



Weather Sensors
100 – 101



Temperature Controllers
102 – 103

▶ Visualisations



Visualisations
106 – 108

▶ KNX RF+ Wireless Devices



KNX RF+ Wireless Devices
112 – 117

Actuators

Sensors

System devices

Visualisations

KNX RF+ Wireless
Devices



Actuators

They are invisible in daily life, but they are indispensable for the KNX Smart Home. The KNX actuators control all areas of your Smart Home from the consumer unit. As one of the leading manufacturers of KNX products, we offer you actuators whose functions are tailored to your requirements: KNX Switch Actuators control lights and sockets, while KNX Dimming Actuators are used to dim the light. KNX Shutter Actuators provide shade depending on the position of the sun, and KNX Heating Actuators provide the right level of heat. KNX Universal Actuators offer you a combination of different functions.

Highlights of the MDT actuators

KNX Switch Actuators that take up 30% less space in the consumer unit

The larger the KNX installation, the more space is needed in the consumer unit. This means that for planning purposes it is important to accommodate as many functions in as few components as possible. The 20-fold / 24-fold Switch Actuators of the MDT AKS series cut space requirements by up to 30% compared with other manufacturers.

KNX Shutter Actuators with travel time measurement save set up time


With standard shutter actuators, the travel time for the shading needs to be measured manually and set for each channel individually. MDT has found an optimal solution for this. The new KNX Shutter Actuator has an automatic travel time measurement function, which only has to be activated once during commissioning. Then, the actuator independently measures the travel time for the sun shading for each channel, which reduces your commissioning time. Ongoing travel time correction in the background ensures permanent and optimal runtime setting for the shutter motors.

KNX Heating Actuators with plaintext diagnosis for efficient troubleshooting

The MDT Heating Actuator has plaintext diagnosis. It displays the current status and error status via a 14-byte object per channel. In this way, errors can be localised quickly and the system integrator can troubleshoot efficiently.

KNX Dimming Actuators with time-dependent dimming

Save energy for your customers by dimming the light in the evening, so that paths are only lit by 20% instead of 100%. Enough for orientation without disturbing adjacent rooms. Percentage values for lighting can be preset in the MDT KNX Dimming Actuator. Either one value each is defined for day / night, or – and this is only possible with MDT – time-dependent dimming can be set up.



AKS-2416.03

Switch Actuators

Switch Actuators AKI industry

Industrial version with bistable relays
 4 / 8 / 12-fold, 230 V AC
 Current max. 16/20 A
C-load max. 200µF



- **Comprehensive application**
- **Manual operation to actuate the relay contact directly, status visible**
- NO and NC contact operation
- Time functions (switch-on / switch-off delay)
- Extensive staircase light and impulse functions
- **Extended logic and scene functions for each channel**
- Extended status functions (inverted, cyclic, with block)
- **Threshold switch (byte / 2 byte / 2 byte float)**
- **Hour meter for switching**
- **Priority / forced operation with automatic release time**
- 4 mm² / 2x2.5 mm² screw terminals. Separate supply phases
- Power supply via KNX bus
- Quick application download (long frame support from ETS 5)

Art. No.

Switch Actuator, 4-fold, 4SU MDRC, 16/20 A, 230 V AC, C-load



4-fold
 4SU MDRC

AKI-0416.04

Switch Actuator, 8-fold, 8SU MDRC, 16/20 A, 230 V AC, C-load



8-fold
 8SU MDRC

AKI-0816.04

Switch Actuator, 12-fold, 12SU MDRC, 16/20 A, 230 V AC, C-load



12-fold
 12SU MDRC

AKI-1216.04

Switch Actuator AMI current measurement

Industrial version with bistable relays
 4 / 8 / 12-fold, 230 V AC
 Current max. 16/20 A
C-load max. 200µF



- **Comprehensive application**
- **Integrated True RMS current measurement**
- **Current measuring range 10 mA to 20 A**
- **Integrated counter to capture power consumption (Wh / kWh)**
- **Fast reaction <1s in master / slave operation**
- Push-button and LED indicator for each channel
- Time functions (switch-on / switch-off delay, staircase light function)
- **Threshold switching function and consumption thresholds**
- Logical linking of binary data, 8 scenes per channel
- Hour meter
- Extended status functions (inverted, cyclic, with block)
- Priority / forced operation with automatic release time
- Adjustable behaviour in case of bus voltage failure or return
- All supply phases disconnected, 4 mm² / 2x2.5 mm² screw terminals

Art. No.

Switch Actuator, 4-fold, 4SU MDRC, 16/20 A, 230 V AC, C-load with current measurement



4-fold
 4SU MDRC

AMI-0416.03

Switch Actuator 8-fold, 8SU MDRC, 16/20 A, 230 V AC, C-load with current measurement



8-fold
 8SU MDRC

AMI-0816.03

Switch Actuator, 12-fold, 12SU MDRC, 16/20 A, 230 V AC, C-load with current measurement



12-fold
 12SU MDRC

AMI-1216.03

Art. No.

Switch Actuator AZI with active power measurement

Industrial version with bistable relays

3 / 6-fold, 230 V AC

Current max. 16/20 A

C-load max. 200µF



- **Comprehensive application**
- **Integrated True RMS current measurement and voltage measurement**
- **Active power measurement with integrated counter (Wh / kWh)**
- **Current measuring range 10 mA to 20 A**
- **Active power, reactive power, current and voltage values**
- Push-button and LED indicator for each channel
- Time functions (switch-on / switch-off delay, staircase light function)
- **Threshold switching function and consumption thresholds**
- Priority / forced operation with automatic release time
- Logical linking of binary data, 8 scenes per channel
- Hour meter
- Extended status functions (inverted, cyclic, with block)
- Adjustable behaviour in case of bus voltage failure or return
- All supply phases disconnected, 4 mm² / 2x2.5 mm² screw terminals

Switch Actuator, 3-fold, 4SU MDRC, 16/20 A, 230 V AC, C-load with active power measurement



3-fold
4SU MDRC

AZI-0316.03

Switch Actuator 6-fold, 8SU MDRC, 16/20 A, 230 V AC, C-load with active power measurement



6-fold
8SU MDRC

AZI-0616.03

Switch Actuators

Switch Actuator AKS Standard 16 A

Standard version with bistable relays

2 / 4 / 8 / 12-fold, 230 V AC

Current max. 16 A

C-load max. 140 µF



- **Space saving design**
- **Comprehensive application**
- Lockable manual operation and LED indicator for each channel
- NO and NC contact operation
- Status response with manual operation
- Time functions (switch-on / switch-off delay, staircase light function)
- Extended logic and scene functions for each channel
- Extended status functions (inverted, cyclic, with block)
- **Threshold switch (byte / 2 byte / 2 byte float)**
- **Hour meter for switching**
- **Priority / forced operation with automatic release time**
- 4 mm² / 2x2.5 mm² screw terminals. Separate supply phases
- Power supply via KNX bus
- Quick application download (long frame support from ETS 5)

Art. No.

Switch Actuator, 2-fold, 2SU MDRC, 16 A, 230 V AC, C-load



2-fold
2SU MDRC

AKS-0216.03

Switch Actuator, 4-fold, 4SU MDRC, 16 A, 230 V AC, C-load



4-fold
4SU MDRC

AKS-0416.03

Switch Actuator, 8-fold, 6SU MDRC, 16 A, 230 V AC, C-load



8-fold
6SU MDRC

AKS-0816.03

Switch Actuator, 12-fold, 8SU MDRC, 16 A, 230 V AC, C-load



12-fold
8SU MDRC

AKS-1216.03

Switch Actuator AKS Standard 16 A

Standard version with bistable relays

16 / 20 / 24-fold, 230 V AC

Current max. 16 A

C-load max. 140 µF



- **Space saving design**
- **Comprehensive application**
- Lockable manual operation and LED indicator for each channel
- NO and NC contact operation
- Status response with manual operation
- Time functions (ON / OFF switching delay, staircase light function)
- Extended logic and scene functions for each channel
- Extended status functions (inverted, cyclic, with block)
- **Threshold switch (byte / 2 byte / 2 byte float)**
- **Hour meter for switching**
- **Priority / forced operation with automatic release time**
- 4 mm² / 2x2.5 mm² screw terminals. Separate supply phases
- Power supply via KNX bus
- Quick application download (long frame support from ETS 5)

Art. No.

Switch Actuator, 16-fold, 8SU MDRC, 16 A, 230 V AC, C-load



16-fold
8SU MDRC

AKS-1616.03

Switch Actuator, 20-fold, 12SU MDRC, 16 A, 230 V AC, C-load



20-fold
12SU MDRC

AKS-2016.03

Switch Actuator 24-fold, 12SU MDRC, 16 A, 230 V AC, C-load



24-fold
12SU MDRC

AKS-2416.03

i Saves up to 30% space in the sub-distribution

Switch Actuators

Switch Actuator AKS Standard 10 A

Standard version with bistable relays

2 / 4 / 8 / 12-fold, 230 V AC

Current max. 10 A

C-load max. 140 µF



- **Space saving design**
- **Comprehensive application**
- Lockable manual operation and LED indicator for each channel
- NO and NC contact operation
- Status response with manual operation
- Time functions (switch-on / switch-off delay, staircase light function)
- Extended logic and scene functions for each channel
- Extended status functions (inverted, cyclic, with block)
- **Threshold switch (byte / 2 byte / 2 byte float)**
- **Hour meter for switching**
- **Priority / forced operation with automatic release time**
- 4 mm² / 2x2.5 mm² screw terminals. Separate supply phases
- Power supply via KNX bus
- Quick application download (long frame support from ETS 5)

Art. No.

Switch Actuator, 2-fold, 2SU MDRC, 10 A, 230 V AC, C-load



2-fold
2SU MDRC

AKS-0210.03

Switch Actuator, 4-fold, 4SU MDRC, 10 A, 230 V AC, C-load



4-fold
4SU MDRC

AKS-0410.03

Switch Actuator, 8-fold, 6SU MDRC, 10 A, 230 V AC, C-load



8-fold
6SU MDRC

AKS-0810.03

Switch Actuator, 12-fold, 8SU MDRC, 10 A, 230 V AC, C-load



12-fold
8SU MDRC

AKS-1210.03

Switch Actuator AKS Standard, 16 A, flush mounted

Standard version with bistable relays

For installation in switch box

1 / 2-fold, 230 V AC

Current max. 16 A

C-load max. 140 µF



- **Comprehensive application**
- NO and NC contact operation
- Extended status functions (inverted, cyclic, with block)
- Time functions (switch-on / switch-off delay)
- Extensive staircase light and impulse functions
- Extended logic and scene functions
- **Threshold switch (byte / 2 byte / 2 byte float)**
- **Hour meter for switching**
- **Priority / forced operation with automatic release time**
- Quick application download (long frame support from ETS 5)
- For installation in the switch box
- Dimensions (W x H x D): 41 mm x 41 mm x 22 mm

Art. No.

Switch Actuator, 1-fold, flush mounted, 16 A, 230 V AC, C-load



1-fold
flush mounted

AKS-01UP.03

Switch Actuator, 2-fold, flush mounted, 16 A, 230 V AC, C-load



2-fold
flush mounted

AKS-02UP.03

Switch Actuators

Art. No.

Switch Actuators AMS with current measurement

Standard version with bistable relays

4/8/12-fold, 230 V AC

Current max. 16 A

C-load max. 140 µF



- **Comprehensive application**
- **Integrated True RMS current measurement**
- **Current measuring range 10 mA to 16 A**
- **Integrated counter to capture power consumption (Wh/ kWh)**
- **Fast reaction <1s in master /slave operation**
- Push-button and LED indicator for each channel
- Time functions (switch-on / switch-off delay, staircase light function)
- **Threshold switching function and consumption thresholds**
- Logical linking of binary data, 8 scenes per channel
- Hour meter
- Extended status functions (inverted, cyclic, with block)
- Priority / forced operation with automatic release time
- Adjustable behaviour in case of bus voltage failure or return
- All supply phases disconnected, 4 mm² / 2x2.5 mm² screw terminals

Switch Actuator, 4-fold, 4SU MDRC, 16 A, 230 V AC, C-load with current measurement



4-fold
4SU MDRC

AMS-0416.03

Switch Actuator 8-fold, 8SU MDRC, 16 A, 230 V AC, C-load with current measurement



8-fold
8SU MDRC

AMS-0816.03

Switch Actuator, 12-fold, 12SU MDRC, 16 A, 230 V AC, C-load with current measurement



12-fold
12SU MDRC

AMS-1216.03

Switch Actuators AKK compact

Compact Switch Actuator with bistable relays

2/4-fold, 230 V AC

Current max. 16 A with ohmic load

Capacitive load max. 70µF/10 ECG



- **Comprehensive application**
- Push-button and LED indicator for each channel
- NO and NC contact operation
- Status response with manual operation
- Time functions (switch-on / switch-off delay)
- Extensive staircase light and impulse functions
- Status response (active / passive) for each channel
- Extended scene functions for each channel Logical linking of binary data
- Central switching functions and blocking for forced operation
- Adjustable behaviour in case of bus voltage failure or return
- **Common supply phase**
- Power supply via KNX bus
- Quick application download (long frame support from ETS 5)

Art. No.

Switch Actuator, 2-fold, 2SU MDRC, 16 A, 230 V AC



2-fold
2SU MDRC

AKK-0216.03

Switch Actuator, 4-fold, 2SU MDRC, 16 A, 230 V AC



4-fold
2SU MDRC

AKK-0416.03

Switch Actuators AKK compact

Compact Switch Actuator with bistable relays
8 / 16 / 24-fold, 230 V AC
Current max. 16 A with ohmic load
Capacitive load max. 70µF / 10 ECG



- **Comprehensive application**
- Push-button and LED indicator for each channel
- NO and NC contact operation
- Status response with manual operation
- Time functions (switch-on / switch-off delay)
- Extensive staircase light and impulse functions
- Status response (active / passive) for each channel
- Logical linking of binary data
- Extended scene functions for each channel
- Central switching functions and blocking for forced operation
- Adjustable behaviour in case of bus voltage failure or return
- **4 mm² / 2x2.5 mm² screw terminals. Separate supply phases**
- Power supply via KNX bus
- Quick application download (long frame support from ETS 5)

Art. No.

Switch Actuator, 8-fold, 4SU MDRC, 16 A, 230 V AC



8-fold
4SU MDRC

AKK-0816.03

Switch Actuator, 16-fold, 8SU MDRC, 16 A, 230 V AC



16-fold
8SU MDRC

AKK-1616.03

Switch Actuator, 24-fold, 12SU MDRC, 16 A, 230 V AC



24-fold
12SU MDRC

AKK-2416.03

Switch Actuator AKK compact with Fan Coil operation

Compact Switch Actuator with bistable relays
4-fold, 230 V AC
Current max. 16 A with ohmic load
Capacitive load max. 70µF / 10 ECG



Ventilator convector operating mode:

- Control of 3- / 4-speed fans / ventilator convectors
- Additional switching output with 3-speed operation
- Outputs are interlocked
- Direct operation by three 1 bit objects or a single 1 bit object (+ / -)
- Automatic operation by 1 byte control value (0-100%)
- Suitable for 2-pipe systems and 4-pipe systems
- Output objects to control valves for heating / cooling
- Day / Night function to limit fan speed at night
- Emergency operation if variable fails

Switch Actuator mode:

- NO and NC contact operation, time functions (ON / OFF switching delay)
- Staircase light function with adjustable warning time
- Logical linking of binary data, 8 scenes per channel
- Central switching functions and blocking for forced operation
- Adjustable behaviour in case of bus voltage failure or return

Art. No.

Switch Actuator, 4-fold, 2SU MDRC, 16 A, 230 VAC, Fan Coil



4-fold
2SU MDRC

AKK-04FC.03

Switch Actuators

Art. No.

Switch Actuators AKK, flush mounted, 1-fold, 16 A

Version with bistable relays
For installation in switch box
1-fold, 230 V AC
Current max. 16 A with ohmic load
Capacitive load max. 70 μ F / 10 ECG



- **Comprehensive application**
- NO and NC contact operation
- Time functions (switch-on / switch-off delay)
- Extensive staircase light and impulse functions
- Status response (active / passive) for each channel
- Logical linking of binary data
- Extended scene functions for each channel
- Central switching functions and blocking for forced operation
- Adjustable behaviour in case of bus voltage failure or return
- Dimensions (W x H x D): 41 mm x 41 mm x 22 mm
- Quick application download (long frame support from ETS 5)

Switch Actuator 1-fold, flush mounted, 16 A, 230 V AC



1-fold
flush mounted

AKK-01UP.03

Art. No.

Switch Actuators AKK, flush mounted, 2-fold, 10 A

Version with monostable relays
For installation in switch box
2-fold, 230 V AC
Current max. 10 A with ohmic load
Capacitive load max. 14 μ F / 2 ECG



- **Comprehensive application**
- NO and NC contact operation
- Time functions (ON / OFF switching delay)
- Extensive staircase light and impulse functions
- Status response (active / passive) for each channel
- Logical linking of binary data
- Extended scene functions for each channel
- Central switching functions and blocking for forced operation
- Adjustable behaviour in case of bus voltage failure or return
- Dimensions (W x H x D): 41 mm x 41 mm x 22 mm
- Quick application download (long frame support from ETS 5)

Switch Actuator, 2-fold, flush mounted, 10 A, 230 V AC



2-fold
flush mounted

AKK-02UP.03

Switch Actuator AKK, flush mounted with fan coil operation

Version with monostable relays
For installation in switch box
3-fold, 230 V AC
Current max. 10 A with ohmic load
Capacitive load max. 14µF / 2 ECG



Ventilator convector operating mode:

- Control of 3-speed fans / ventilator convectors
- Outputs are interlocked
- Direct operation by three 1 bit objects or a single 1 bit object (+ / -)
- Automatic operation by 1 byte control value (0-100%)
- Suitable for 2-pipe systems and 4-pipe systems
- Output objects to control valves for heating / cooling
- Day / Night function to limit fan speed at night
- Emergency operation if variable fails

Switch Actuator mode:

- NO and NC contact operation
- Time functions (switch-on / switch-off delay)
- Staircase light function with adjustable warning time
- Status response (active / passive) for each channel
- Logical linking of binary data, 8 scenes per channel
- Central switching functions and blocking for forced operation
- Adjustable behaviour in case of bus voltage failure or return
- Installation in ventilator convector / junction box
- Dimensions (W x H x D): 41 mm x 41 mm x 22 mm
- Quick application download (long frame support from ETS 5)

Art. No.

Switch Actuator, 3-fold, flush mounted, 10 A, 230 V AC, Fan coil



3-fold
flush mounted

AKK-03UP.03

Universal Actuators

Universal Actuator AKU

Compact Switch Actuator with bistable relays

With sun position calculation

4/6/8/16/24-fold, 230 V AC

Current max. 16 A with ohmic load

Capacitive load max. 100 µF/15 ECG



- **Can be used as a switching actuator or shutter actuator.** For example AKU-2416.03 can be used as a switch actuator (max. 24-fold) or shutter actuator (max. 12-fold)
- **Mixed use of Switch and Shutter Actuators possible**
- Heating control with PWM 0-100%
- Push-button and LED indicator for each channel
- **Automatic sun shading / slat adjustment with sun position calculation**
- **Practical ventilation function (window open / tilt)**
- Time functions (switch-on / switch-off delay, staircase light function)
- Status response, logical linking of binary data, 8 scenes per channel
- Central switching functions and blocking for forced operation
- Blind / shutter operation mode adjustable
- Travel, pause at change of direction, and step time adjustable
- 1 bit automatic function and sun protection
- 8 bit positioning for shutter and blinds
- Adjustable behaviour in case of bus voltage failure or return
- 4 mm² / 2x2.5 mm² screw terminals. Separate supply phases

Art. No.

Universal Actuator, 4-fold, 4SU MDRC, 16 A, 230 V AC



4-fold
4SU MDRC

AKU-0416.03

Universal Actuator, 6-fold, 4SU MDRC, 16 A, 230 V AC



6-fold
4SU MDRC

AKU-0616.03

Universal Actuator, 8-fold, 4SU MDRC, 16 A, 230 V AC



8-fold
4SU MDRC

AKU-0816.03

Universal Actuator, 16-fold, 8SU MDRC, 16 A, 230 V AC



16-fold
8SU MDRC

AKU-1616.03

Universal Actuator, 24-fold, 12SU MDRC, 16 A, 230 V AC



24-fold
12SU MDRC

AKU-2416.03

Universal Actuator AKU, flush mounted


With monostable relays

With sun position calculation

2-fold, 230 V AC

Current max. 10 A with ohmic load

Capacitive load max. 14 µF/2 ECG



- **Can be used as a 2-fold Switch Actuator or 1-fold Shutter Actuator**
- Heating control with PWM 0-100%
- **Automatic sun shading / slat adjustment with sun position calculation**
- **Practical ventilation function (window open / tilt)**
- Time functions (switch-on / switch-off delay, staircase light function)
- Status response (active / passive) for each channel
- Logical linking of binary data, 8 scenes per channel
- Central switching functions and blocking for forced operation
- Blind / shutter operation mode adjustable
- Travel, pause at change of direction, and step time adjustable
- 1 bit automatic function and sun protection
- 8 bit positioning for shutter and blinds
- Adjustable behaviour in case of bus voltage failure or return
- Dimensions (W x H x D): 41 mm x 41 mm x 22 mm
- Quick application download (long frame support from ETS 5)

Art. No.

Universal Actuator, 2-fold, flush mounted, 10 A, 230 V AC



2-fold
flush mounted

AKU-02UP.03

Universal Actuator, AKU, flush mounted, with 4 binary inputs

With monostable relays

With sun position calculation

2-fold, 230 V AC

Current max. 10 A with ohmic load

Capacitive load max. 14 μ F / 2 ECG



Universal Actuator, 2-fold, flush mounted, 10 A, 230 V AC, 4 binary inputs



2-fold
flush mounted

AKU-B2UP.03

- **Switch Actuator 2-fold / Shutter Actuator 1-fold**
- Heating control with PWM 0-100%
- **Automatic sun shading / slat adjustment with sun position calculation**
- **Practical ventilation function (window open / tilt)**
- Time functions (switch-on / switch-off delay, staircase light function)
- Logical linking of binary data, 8 scenes per channel
- Central switching functions and blocking for forced operation
- Travel, pause at change of direction, and step time adjustable
- 1 bit automatic function and sun protection
- 8 bit positioning for shutter and blinds

Functions of Binary Inputs:

- To connect push-buttons or window / auxiliary contacts
- Integrated evaluation of the windows contacts
- **Adjustable transmission behaviour of the up / down objects** (to the internal switch contacts or actuators on the KNX bus)
- Operation of blinds and shutters, 1 and 2 button operation
- **Binary inputs usable as universal interface**
- Dimensions (W x H x D): 41 mm x 41 mm x 22 mm

Shutter Actuators

Shutter Actuator JAL

To feed 230 V AC motors up to 300 W
With sun position calculation
 2 / 4 / 8-fold



- **Comprehensive application**
- Lockable manual operation and LED indicator for each channel
- Operation mode blind / shutter
- **Practical ventilation function (window open / tilt)**
- **Automatic sun shading / slat adjustment with sun position calculation**
- Travel, pause at change of direction, and step time adjustable
- Separate adjustable travel time for up and down
- Tip operation for accurate positioning
- Extended 1 bit automatic positions and scene functions
- 1 byte absolute positioning for shutter and blinds
- Alarm, central and block functions
- Behaviour after alarms and block separately adjustable
- Priority / forced operation with automatic release time
- Adjustable behaviour in case of bus voltage failure or return
- Two contacts share one supply phase

Art. No.

Shutter Actuator, 2-fold, 2SU MDRC, 8 A, 230 V AC



2-fold
2SU MDRC

JAL-0210.02

Shutter Actuator, 4-fold, 4SU MDRC, 8 A, 230 V AC



4-fold
4SU MDRC

JAL-0410.02

Shutter Actuator, 8-fold, 8SU MDRC, 8 A, 230 V AC



8-fold
8SU MDRC

JAL-0810.02

Shutter Actuator JAL, with travel time measurement

To feed 230 V AC motors up to 300 W
With sun position calculation and travel time measurement
 4 / 8-fold



- **Comprehensive application**
- **Travel times are automatically measured and stored**
- Lockable manual operation and LED indicator for each channel
- Operation mode blind / shutter
- **Practical ventilation function (window open / tilt)**
- **Automatic sun shading / slat adjustment with sun position calculation**
- Travel, pause at change of direction, and step time adjustable
- Separate adjustable travel time for up and down
- Tip operation for accurate positioning
- Extended 1 bit automatic positions and scene functions
- 1 byte absolute positioning for shutter and blinds
- Alarm, central and block functions
- Behaviour after alarms and block separately adjustable
- Priority / forced operation with automatic release time
- Adjustable behaviour in case of bus voltage failure or return
- Two contacts share one supply phase

Art. No.

Shutter Actuator, 4-fold, 4SU MDRC, 8 A, 230 A, with travel time measurement



4-fold
4SU MDRC

JAL-0410M.02

Shutter Actuator, 8-fold, 8SU MDRC, 8 A, 230 V AC, with travel time measurement



8-fold
8SU MDRC

JAL-0810M.02

Art. No.

Shutter Actuator JAL to feed 24 V DC motors

To feed 24 V DC motors up to 180 W
With sun position calculation
 4 / 8-fold



- Lockable manual operation and LED indicator for each channel
- Operation mode blind / shutter
- **Practical ventilation function (window open / tilt)**
- **Automatic sun shading / slat adjustment with sun position calculation**
- Travel, pause at change of direction, and step time adjustable
- Separate adjustable travel time for up and down
- Tip operation for accurate positioning
- Extended 1 bit automatic positions and scene functions
- 1 byte absolute positioning for shutter and blinds
- Alarm, central and block functions
- Behaviour after alarms and block separately adjustable
- Priority / forced operation with automatic release time
- **To feed 24 V DC motors with 2 connections**
- **Integrated commutator circuit**
- Adjustable behaviour in case of bus voltage failure or return
- Quick application download (long frame support from ETS 5)

Shutter Actuator, 4-fold, 4SU MDRC, 8 A, 24 V DC



4-fold
4SU MDRC

JAL-0410D.02

Shutter Actuator, 8-fold, 8SU MDRC, 8 A, 24 V DC



8-fold
8SU MDRC

JAL-0810D.02

Shutter Actuators

Shutter Actuator JAL flush mounted

To feed 230 V AC motors up to 300 W
 1-fold



- **Comprehensive application**
- Operation mode blind / shutter
- **Practical ventilation function (window open / tilt)**
- Travel, pause at change of direction, and step time adjustable
- Separate adjustable travel time for up and down
- Tip operation for accurate positioning
- Extended 1 bit automatic positions and scene functions
- 1 byte absolute positioning for shutter and blinds
- Alarm, central and block functions
- Behaviour after alarms and block separately adjustable
- Priority / forced operation with automatic release time
- Adjustable behaviour in case of bus voltage return
- Dimensions (W x H x D): 41 mm x 41 mm x 22 mm
- Quick application download (long frame support from ETS 5)

Art. No.

Shutter Actuator 1-fold, flush mounted, 6 A, 230 V AC



1-fold
FLUSH MOUNTED

JAL-01UP.02

Shutter Actuator JAL with 4 binary inputs

To feed 230 V AC motors up to 300 W

With sun position calculation and 4 binary inputs

1-fold



Shutter/blind functions:

- **Practical ventilation function (window open / tilt)**
- **Automatic sun shading / slat adjustment with sun position calculation**
- Travel, pause at change of direction, and step time adjustable
- Separate adjustable travel time for up and down
- Tip operation for accurate positioning
- Extended 1 bit automatic positions and scene functions
- 1 byte absolute positioning for shutter and blinds
- Alarm, central and block functions
- Priority / forced operation with automatic release time
- Adjustable behaviour in case of bus voltage return

Functions of Binary Inputs:

- To connect push-buttons or window / auxiliary contacts
- Integrated evaluation of the windows contacts
- **Adjustable transmission behaviour of the up / down objects** (to the internal switch contacts or actuators on the KNX bus)
- Operation of blinds and shutters, 1 and 2 button operation
- **Binary inputs usable as universal interface**
- Dimensions (W x H x D): 41 mm x 41 mm x 22 mm

Shutter Actuator, 1-fold, flush mounted, 6 A, 230 V AC, 4 binary inputs



1-fold
flush mounted

JAL-B1UP.02

Dimming Actuator AKD

For switching and dimming **230 V** lamps
Nominal power 2 x 250W or 1 x 500 W



- **Comprehensive application**
- **Optimized for dimmable LED lights > 2 W**
- For HV halogen lights and LV halogen lights with transformer / ECG
- Operation in leading-edge or trailing-edge selectable
- **Active power measurement**
- **Integrated diagnostic function with plaintext message**
- Overload / short-circuit and temperature protection with message
- Time functions (switch-on / switch-off delay, staircase light function)
- **Automatic time-dependent dimming**
- **Softstart, global and individual dimming speed**
- Day / Night function
- Push-button and LED indicator for each channel
- **Parallel operation of 2 channels with 500 W total power output**
- Separate L / N connections for each channel (different phases possible L1, L2, L3)

Art. No.

Dimming Actuator, 2-fold, 3SU MDRC, 250 W, 230 V AC



2-fold
3SU MDRC

AKD-0201.02

Dimming Actuator AKD

For switching and dimming **230 V** lamps
Nominal power 4 x 250W,
1 x 500W + 2 x 250W
or 2 x 500W



- **Comprehensive application**
- **Optimized for dimmable LED lights > 2 W**
- For HV halogen lights and LV halogen lights with transformer / ECG
- Operation in leading-edge or trailing-edge selectable
- **Active power measurement**
- **Integrated diagnostic function with plaintext message**
- Overload / short-circuit and temperature protection with message
- Time functions (switch-on / switch-off delay, staircase light function)
- **Automatic time-dependent dimming**
- **Softstart, global and individual dimming speed**
- Day / Night function
- Push-button and LED indicator for each channel
- **Parallel operation of 2 channels with 500 W total power output**
- Separate L / N connections for each channel (different phases possible L1, L2, L3)

Art. No.

Dimming Actuator, 4-fold, 6SU MDRC, 250 W, 230 V AC



4-fold
6SU MDRC

AKD-0401.02

Dimming Actuators

Art. No.

Dimming Control Device AKD, 1-10 V

Dimming control device for switching and dimming

of **1-10 V ECG** with relays

4-fold, 230 V AC

Current max. 16 A

Capacitive load max. 140µF



- Push-button and LED indicator for each channel
- To control 1-10 V electronic transformers (ECG)
- **With RGBW functionality**
- **RGB und HSV control with extensive colour functions**
- Offers control voltage up to 30 ECGs (each channel)
- Voltage reversal protection
- with embedded switching relays for 30 ECG / 30 W, 20 ECG / 58 W, 15 ECG / 2x36 W, 10 ECG / 2x58 W
- Adjustable switch-on behaviour
- Minimum / maximum brightness value adjustable
- Adjustable dimming speed
- Central switching functions
- 8 scenes per channel
- 1 bit automatic function

Dimming Control Device, 4-fold, 4SU MDRC, 1-10 V RGBW



4-fold

AKD-0410V.02

Art. No.

LED Controller AKD, surface mounted, 2-channel

Suitable for **12/24 V CV LED** (common anode)

2 separate channels or TW



- **Comprehensive application**
- Absolute and relative dimming
- **Tuneable white colour temperature control**
- Selectable dimming curve and PWM frequency up to **1000 Hz**
- Individual and predefined sequences (e.g. TV simulator)
- **Selectable load distribution: 2 channels 3 A each**
- **Parallel operation of 2 channels with 6 A**
- **Operating modes: 2x white, tuneable white**
- **Automatic colour temperature control Dim2Warm**
- **Dynamic daylight control HCL (Human Centric Lighting)**
- **Automatic time-dependent dimming**
- **Day / Night function**
- Overcurrent and overtemperature monitoring
- **Intelligent 16 -A C-load relay output to control external LED power supply**

LED Controller 2-channel, 3/6 A



2-channel

AKD-0224V.02

Art. No.

LED Controller AKD, surface mounted, 3-channel

Suitable for 12/24 V CV LED (common anode)
3 separate channels or RGB, TW



- **Comprehensive application**
- Absolute and relative dimming for HSV colour space and RGB
- **Tuneable white colour temperature control**
- Selectable dimming curve and PWM frequency up to 1000 Hz
- Individual and predefined sequences (e.g. TV simulator)
- **Selectable load distribution: 3 channel 3 A each or 1 channel 4.5 A and 2 channel 2.25 A each**
- **Parallel operation of 2 channels with 6 A**
- **Operating modes: 3 x white, RGB, tuneable white**
- **Automatic colour temperature control Dim2Warm**
- **Dynamic daylight control HCL (Human Centric Lighting)**
- **Automatic time-dependent dimming**
- **Day / Night function**
- Overcurrent and overtemperature monitoring
- **Intelligent 16-A C-load relay output to control external LED power supply**

LED Controller, 3-channel, 3/6 A, RGB



3-channel

AKD-0324V.02

LED Controller AKD, surface mounted, 4-channel

Suitable for 12/24 V CV LED (common Anode)
4 separate channels or RGBW, TW



- **Comprehensive application**
- Absolute and relative dimming for HSV colour space and RGBW
- **Tuneable white colour temperature control**
- Selectable dimming curve and PWM frequency up to 1000 Hz
- Individual and predefined sequences (e.g. TV simulator)
- **Selectable load distribution: 4 channel 3 A each or 1 channel 5.25 A and 3 channel 2.25 A each**
- **Parallel operation of 2 channels with 6 A**
- **Operating modes: 4x white, RGBW, 2x tuneable white**
- **Automatic colour temperature control Dim2Warm**
- **Dynamic daylight control HCL (Human Centric Lighting)**
- **Automatic time-dependent dimming**
- **Day / Night function**
- Overcurrent and overtemperature monitoring
- **Intelligent 16 -A C-load relay output to control external LED power supply**

LED Controller, 4-channel, 3/6 A, RGBW



4-channel

AKD-0424V.02

Art. No.

Dimming Actuators

Art. No.

LED Controller CC/CV 60 W / 230 V 2-channel

Version with integrated power supply unit in compact design.

Constant current LED controller with max. output current of 1,400 mA.



- **Optimised hybrid dimming for a better light quality**
- Comprehensive application, absolute and relative dimming
- **Dim range of 0.2% to 100%, minimum current 1.4 mA**
- Perfect dim behaviour over the entire dimming range
- **Max. output power 60 W over both channels**
- **Output current max. 1,400 mA**
- Constant current selectable via DIP switch
- Tuneable white colour temperature control
- Selectable dim curve, individual sequences
- Operating modes: 2x white, tuneable white
- Automatic colour temperature control Dim2Warm
- Dynamic daylight control HCL
- **Automatic time-dependent dimming**
- Overcurrent and overtemperature monitoring
- **Integrated power supply unit in compact design**
- **Secondary connection cable up to 6 m**
- Dimensions (W x H x D): 129 mm x 54 mm x 25 mm

LED Controller CC/CV 60 W / 230 V 2-channel



2-channel


AKD-0260CC.02

Art. No.

LED Controller CC/CV 30 W / 230 V 2-channel

Version with integrated power supply unit in compact design.

Constant current LED controller with max. output current of 700 mA.



- **Optimised hybrid dimming for a better light quality**
- Comprehensive application, absolute and relative dimming
- **Dim range of 0.2% to 100%, minimum current 0.7 mA**
- Perfect dim behaviour over the entire dimming range
- **Max. output power 30 W over both channels**
- **Output current max. 700 mA**
- Constant current selectable via DIP switch
- Tuneable white colour temperature control
- Selectable dim curve, individual sequences
- Operating modes: 2x white, tuneable white
- Automatic colour temperature control Dim2Warm
- Dynamic daylight control HCL
- **Automatic time-dependent dimming**
- Overcurrent and overtemperature monitoring
- **Integrated power supply unit in compact design**
- **Secondary connection cable up to 6 m**
- Dimensions (W x H x D): 129 mm x 54 mm x 25 mm

LED Controller CC/CV 30 W / 230 V 2-channel



2-channel

04 / 24

AKD-0230CC.02

Art. No.

LED Controller AKD, 2/4 A

Suitable for **12/24 V CV LED** (common anode)
4 separate channels or RGBW, TW



- **Comprehensive application**
- Absolute and relative dimming for **HSV colour space** and RGBW
- **Tuneable white colour temperature control**
- Selectable dimming curve and PWM frequency up to **1000 Hz**
- Global and individual dimming speeds
- Individual and predefined sequences (e.g. TV simulator)
- Repetition of sequences for automatic colour control
- **Selectable load distribution: 4 channels 2 A each or 1 channel 3.5 A and 3 channels 1.5 A each**
- **Parallel operation of 2 channels with 4 A**
- **Operating modes: 4 x white, RGB, RGBW, tuneable white**
- **Automatic colour temperature control Dim2Warm**
- **Dynamic daylight control HCL (Human Centric Lighting)**
- **Automatic time-dependent dimming**
- **Day / Night function**
- Overcurrent and overtemperature monitoring

LED Controller 4-channel, 2SU MDRC, 2/4 A, RGBW



4-channel

AKD-0424R2.02

Art. No.

LED Controller AKD, 4/8 A

Suitable for **12/24 V CV LED** (common Anode)
4 separate channels or RGBW, TW



- **Comprehensive application**
- Absolute and relative dimming for **HSV colour space** and RGBW
- **Tuneable white colour temperature control**
- Selectable dimming curve and PWM frequency up to **1000 Hz**
- Global and individual dimming speeds
- Individual and predefined sequences (e.g. TV simulator)
- Repetition of sequences for automatic colour control
- **Selectable load distribution: 4 channels 4 A each or 1 channel 7 A and 3 channels 3 A each**
- **Parallel operation of 2 channels with 8 A**
- **Operating modes: 4 x white, RGB, RGBW, tuneable white**
- **Automatic colour temperature control Dim2Warm**
- **Dynamic daylight control HCL (Human Centric Lighting)**
- **Automatic time-dependent dimming**
- Day / Night function, overcurrent and overtemperature monitoring
- **Intelligent 16-A C-load relay output to control external LED power supply**

LED Controller, 4-channel, 4SU MDRC, 4/8 A, RGBW



4-channel

AKD-0424R.02

Dimming Actuators

DALI Control Broadcast Gateway

DALI-2 certification in progress
 Colour adjustment by HSV control
 4 DALI outputs



- 4 intelligent DALI broadcast channels
- Supports up to 32 ECGs per channel
- Detection of defective ECGs and lamp malfunctions
- Readout of GTIN number for device recognition
- Two integrated and separate DALI power supplies
- Supports DALI and DALI-2 standard, as well as DALI ECGs DT6 / DT8
- Innovative HSV colour control, RGB, RGBW and XY colour according to DALI DT8 standard
- Tuneable white, colour temperature control
- Energy saving function to switch off the ECG's per channel (over an additional KNX switch actuator)
- KNX Data Secure
- Commissioning from ETS 5.7.2

DALI Control Broadcast Gateway, 4SU, MDRC

Art. No.

07 / 24

4 DALI channels

SCN-DABC4.01

DALI Control 64 Gateway

DALI-2 certified
 Colour adjustment by HSV control
 1 DALI output



- Individual control of up to 64 ECGs / 16 DALI groups
- Supports DALI and DALI-2 standard as well as DALI ECGs DT6 / DT8
- Innovative HSV colour control, RGB, RGBW and XY colour according to DALI DT8 standard (16 DALI groups)
- Tuneable white, colour temperature control (16 DALI groups)
- Integrated colour control module for time-dependent control of the luminous colour in up to 300 steps
- Active status query of individual ECGs upon external overload
- Supports ECGs from device type 51 in order to supply energy or performance values directly
- Operation modes incl. normal operation, continuous operation, night operation, stairwell and panic operation, manual operation
- 16 scenes with individual dimming times
- Energy saving function for switching off the ECGs in the DALI groups (via additional KNX switch actuator)
- Fault detection of lamp faults and faulty ECGs
- Quick exchange of ECG
- Free DCA app for commissioning the DALI bus system and configuration of the scenes and time control
- Commissioning from ETS 5.7

DALI Control 64 Gateway, 4SU MDRC

Art. No.

1 DALI channel

SCN-DA641.04



i New firmware version 4.3
 in 04/24

DALI Control 2x64 Gateway

DALI-2 certified
Colour adjustment by HSV control
 2 DALI outputs



DALI Control 2x64 Gateway, 4SU MDRC

2 outputs

SCN-DA642.04



- 2 DALI outputs for max. 2 x 64 ECGs
- Individual control of up to 64 ECGs / 16 DALI groups per output
- Supports DALI and DALI-2 standard, as well as DALI ECGs DT6 / DT8
- Innovative HSV colour control, RGB, RGBW and XY colour according to DALI DT8 standard (16 DALI groups)
- Tuneable white, colour temperature control (16 DALI groups)
- Integrated colour control module for time-dependent control of the luminous colour in up to 300 steps
- Active status query of individual ECGs upon external overload
- Supports ECGs from device type 51 in order to supply energy or performance values directly
- Operation modes incl. normal operation, continuous operation, night operation, stairwell and panic operation, manual operation
- 16 scenes with individual dimming times
- Energy saving function for switching off the ECGs in the DALI groups (via additional KNX switch actuator)
- Fault detection of lamp faults and faulty ECGs
- Quick exchange of ECG
- Free DCA app for commissioning the DALI bus system and configuration of the scenes and time control
- Commissioning from ETS 5.7



New firmware version 4.3
in 04/24

DALI Control IP64 Gateway

DALI-2 certified
Colour adjustment by HSV control
1 DALI output



DALI Control IP64 Gateway with web interface, 4SU MDRC

1 DALI channel

SCN-DALI64.03



- **Individual control of up to 64 ECG / 16 DALI groups**
- Supports DALI and DALI-2 standard, as well as DALI DT6 / DT8 ECG
- **Innovative HSV colour control, RGB, RGBW and XY colour according to DALI DT8 standard (16 DALI groups)**
- **Tuneable white, colour temperature control (16 DALI groups)**
- Operation modes incl. normal operation, continuous operation, night operation, stairwell operation and panic operation
- Test mode for systems with emergency lights that are supplied through central batteries
- Support of single battery emergency lights DT-1
- **Integrated colour control module for time-dependent control**
- Manual operation for all 16 groups, 16 scenes with individual dimming times
- **Energy saving function for switching off the ECGs in the DALI groups (via additional KNX switch actuator)**
- Simple group attribution directly on the device
- DALI startup via web browser or control button on the device possible without KNX
- Detection of faulty lamps and ECGs, quick exchange of ECG
- **Free DCA app for commissioning** the DALI bus system
- Commissioning from ETS 5.7

Art. No.

DALI Control PRO64 Gateway

Multi-Master

DALI-2 certified

Dimmable colour adjustment via HSV control

1 DALI output



DALI Control PRO64 Gateway with web interface, 4SU MDRC



1 DALI channel

SCN-DA641P.04S

- Individual control of up to 64 ECGs / 16 DALI groups
- KNX Secure device, supports DALI and DALI-2 standard
- Up to 8 DALI-2 motion detectors or light sensors can be additionally connected
- Innovative HSV colour control, RGB, RGBW and XY colour according to DALI DT8 standard, 64 individual channels / 16 DALI groups
- Tuneable white, colour temperature control, 64 individual channels / 16 DALI groups
- Supports different DALI DT6 / DT8 ECG
- Support of single battery emergency lights DT-1 and emergency lights
- Integrated colour control module for time-dependent control
- Manual operation for all 16 groups, 16 scenes with individual dimming times
- Energy saving function, 16 flexible standby groups for switching off any individual channels / groups of ECGs (via additional KNX switch actuator)
- Simple group attribution directly on the device
- DALI startup via web browser or on the device possible
- Detection of faulty lamps and ECGs, quick exchange of ECG
- Free DCA app for commissioning the DALI bus system
- Commissioning from ETS 5.7.2

New functions in version 2.1

- Integrated DALI constant light control for up to 3 light groups
- Active status query of individual ECGs upon external overload
- ECG installation of predefined groups
- Scenes and effects can be called up via time control, usable in time control
- Read out of the GTIN number for device recognition (DCA)
- Supports ECGs from device type 51 in order to supply energy or performance values directly
- Soft-start behaviour can be set for all ECGs

i New firmware version 2.1 in 04/24



Heating Actuator AKH

Heating Actuator to control electrothermic valve drives, with LED indicator for each channel

Integrated PI temperature controller



- **New generation with comprehensive application**
- Each channel controls up to 4 electrothermic valve drives (230 VAC)
- **Free assignment of the outputs to the controller channel**
- Controllable with 1 bit (switching / PWM) / 1 byte actuating variable or direct control with temperature value via KNX bus
- **Integrated PI temperature controller (heating and cooling)**
- Comfort, night and frost protection. Summer / winter operation
- 1 bit + / -, 1 byte or 2 byte absolute object to set the given value
- Setpoint values are stored on bus voltage failure
- Emergency operation if cyclic actuating variable fails
- Overload protection with fault message object (230 V AC)
- Mains voltage failure detection with fault message object (230 V AC)
- Objects for heating request and cyclic movement of the valves
- **Comprehensive scene functions**
- **Compatible with many visualizations**
- **Minimum flow temperature**
- **Diagnostics for each channel with 14 byte plain text object**

Heating Actuator, 4-fold, 2SU MDRC, 24-230 V AC



4-fold
2SU MDRC

AKH-0400.03

Heating Actuator, 6-fold, 3SU MDRC, 24-230 V AC



6-fold
3SU MDRC

AKH-0600.03

Heating Actuator, 8-fold, 4SU MDRC, 24-230 V AC



8-fold
4SU MDRC

AKH-0800.03

Analog In- / Outputs

Analog I/O 0-10 V, flush mounted

Suitable as **analogue output** to control ventilation systems and other systems with 0-10 V input.

Also useful as an **analogue input** to capture rotation speed or other 0-10 V values.



- Each channel can be configured independently (in/output)
- In/outputs are galvanically isolated from the KNX bus
- In/outputs are galvanically connected together
- Voltage for output operation is generated inside the actuator
- No external power supply required
- **Input operation 0-10 V / 2-10 V or 0-20 mA / 2-20 mA (switchable)**
 - Adjustable conversion of measuring unit and DPT
 - Min / max function, wire breakage detection
 - Threshold and traffic light function
- **Output functions 0-10 V:**
 - Control by 1 byte, 2 byte or 1 bit objects
 - Day / night function to limit control value
 - Emergency mode if given value fails
- For installation in the switch box
- Dimensions (W x H x D): 41 mm x 41 mm x 12 mm
- Quick application download (long frame support from ETS 5)

Art. No.

Analog I/O 2-fold, flush mounted, 0-10V, in/output shiftable



2-fold
flush mounted

AIO-0210V.01

Analog I/O 0-10 V

Suitable as **analogue output** to control ventilation systems and other systems with 0-10 V input.

Also useful as an **analogue input** to capture rotation speed or other 0-10 V values.



- Each channel can be configured independently (in/output)
- In/outputs are galvanically isolated from the KNX bus
- In/outputs are galvanically connected together
- Voltage for output operation is generated inside the actuator
- No external power supply required
- **Input operation 0-10 V / 2-10 V or 0-20 mA / 2-20 mA (switchable)**
 - Adjustable conversion of measuring unit and DPT
 - Min / max function, wire breakage detection
 - Threshold and traffic light function
- **Output functions 0-10 V:**
 - Control by 1 byte, 2 byte or 1 bit objects
 - Day / night function to limit control value
 - Emergency mode if given value fails
- Quick application download (long frame support from ETS 5)

Art. No.

Analog I/O 4-fold, 2SU MDRC, 0-10 V, in/output shiftable



4-fold
2SU MDRC

AIO-0410V.01

Energy Meters

Art. No.

Energy Meter EZ with direct measurement

Industrial version

3-phase bidirectional meter

Direct current measurement up to 20 A



- 3-phase bidirectional meter for active energy
- Energy meters for single-phase or three-phase circuits
- Measurement of active / reactive and apparent power, voltage, current and power factor cos phi
- Separate recording of energy consumption and fed-in energy (kWh)
- Integrated True RMS current measurement (amperage, kW)
- Current measuring range 10 mA to 20 A
- Threshold switch (byte / 2 byte / 2 byte float)
- Main and intermediate counter
- 4 mm² / 2x2.5 mm² screw terminals
- Quick application download (long frame support from ETS 5)

Energy Meter, 3-fold, 20 A, Direct measurement, 4SU MDRC, 230/400 V AC, 50 Hz



3-fold
4SU MDRC

EZ-0320.01

Energy Meter EZ with transformer measurement

Industrial version

3-phase bidirectional meter

Transformer measurement up to 63 A



- 3-phase bidirectional meter for active energy
- 3 split-core current transformers 63 A for easy clamping installation included in delivery
- Energy meters for single-phase or three-phase circuits
- Measurement of active / reactive and apparent power, voltage, current and power factor cos phi
- Separate recording of energy consumption and fed-in energy (kWh)
- Integrated True RMS current measurement (amperage, kW)
- Threshold switch (byte / 2 byte / 2 byte float)
- Main and intermediate counter
- 4 mm² / 2x2.5 mm² screw terminals
- Quick application download (long frame support from ETS 5)
- Length of connection cable, cable conversion current transformer 650 mm

Energy Meter, 3-fold, 63 A, transformer measurement, 4SU MDRC, 230/400 V AC



3-fold
4SU MDRC

EZ-0363.01

Art. No.

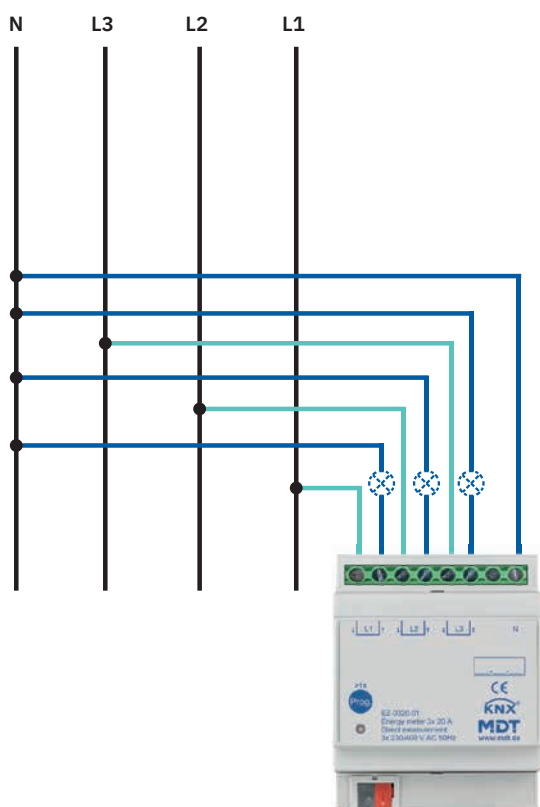
Control and management of energy consumption

For smart energy use, visibility of the consumed energy is a must, especially when a building also generates energy. For this purpose, MDT has developed two KNX Energy Meters, whose measured values are visible and transparent in a KNX installation directly and without the need of a separate gateway. Both meters can be used as a main or an intermediate meter and separately record the consumed and the generated energy. A charge can be applied in the application to allow transparency of costs and yields for consumed and generated energy.

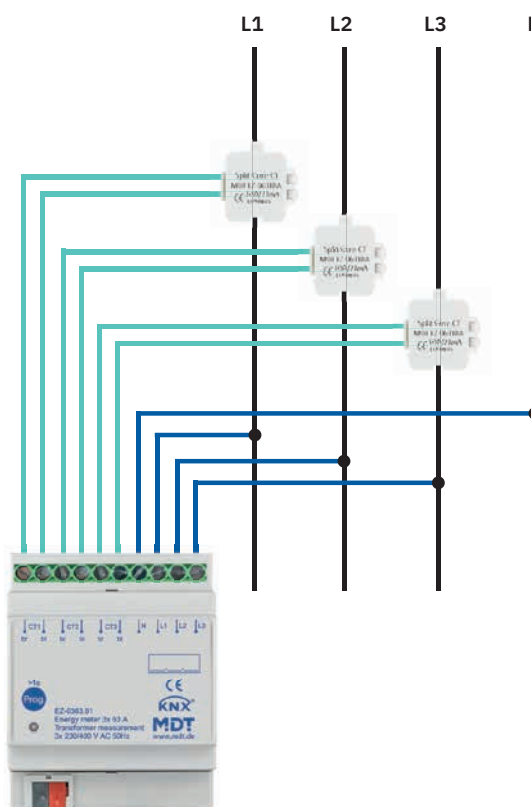
The MDT **Energy Meter with current transformer measurement** can measure and record three phases each safeguarded up to 63 A. The three split-core current transformers for clamping installation are supplied with the Energy Meter. In most cases, this meter is perfect for measuring the total consumption in detached houses.

The **Energy Meter with direct measurement** can measure and record energy values of three phases up to 20 A. Integrated into an electrical circuit it can for example measure the consumption of a heat pump or a washing machine allowing for monitoring of the consumed energy.

Energy management is particularly smart when the threshold switch is included in the equation. With it, consumer devices can be activated when a high level of energy is generated. When solar panels generate a specific energy level in watts, a wallbox can be activated, for example. In this way, smart energy management with solar power distribution and cost control can be set up for the residents of the house.



Energy Meter 3 channel, 20 A direct measurement
EZ-0320.01



Energy Meter 3 channel, 63 A transformer measurement
EZ-0363.01



Sensors

For home automation to adjust appropriately to any situation in the rooms, information needs to be collected within the KNX installation. For example, temperature sensors, air sensors, motion detectors or brightness sensors are used indoors. The push-buttons and controllers that you can use to make individual settings, for example for light, heating or the shutters, essentially provide information to the KNX system. Information from window or door contacts is supplied via KNX Binary Inputs, and for outdoor areas, the weather station is the central source of information.

The innovative KNX products from MDT always offer true added value for you: Most of our push-buttons are optionally available with a temperature sensor, enabling room temperature measurement to be conducted with the push-button. This means you don't need an additional KNX component. The possibility to assign several functions to the push buttons, which can then be triggered by pressing once, twice or three times, reduces the number of components and gives you more options for controlling your Smart Home individually. In the case of push-buttons with displays, you can adjust the colours and icons on your display so it is tailored to your home. If you ever reconfigure something, the text is simply quickly altered in the ETS.

Highlights of the MDT sensors

MDT Push-button with integrated display for quick, individual labelling

When setting up the KNX system for the first time, it often happens that the requirements for the button assignment change. The corresponding labelling on our displays can be quickly and easily adapted during the changeover, so that the push-button displays the new assignment after programming. MDT Push-buttons with integrated displays are available in glass and thermoplast.

MDT Push-buttons save on additional sensors

Most of our KNX Push-buttons are available with an integrated temperature sensor. Some of our sensor products have an integrated brightness sensor or air humidity sensor. These sensors therefore do not have to be additionally installed in the rooms.

MDT Push-buttons in a timeless design, suited for every customer

Our high-quality assortments, with dimensions of 55 mm and 63 mm, fit into an array of switch ranges as listed on page 43. Popular alternatives are the MDT Glass Push-buttons: With up to 6 sensor surfaces, enabling a wide range of additional functions exceeding the standard functionality. With their timeless design, they blend harmoniously into any room.

MDT Motion Detectors recognise the direction of movement

Energy savings for your customers: Thanks to its two sensors, the MDT KNX Motion Detector is able to detect the direction of a movement. For example, the light can be switched off prematurely if movement in the direction of the exit is detected.



BE-GT2TW.02

Binary Inputs

Binary Input BE, for dry contacts

Version for connection of dry contacts
 Max cable length 100m
 4 / 8 / 16 / 32-fold



- To connect **push-buttons or window / auxiliary contacts**
- LED indicator for each channel
- **New multi-touch function, sends up to 4 values / DPTs on the same or different objects**
- **Innovative group control with long / extra-long button press**
- **4 integrated logic modules**, e.g. for evaluation of the inputs (e.g., window closed or sending second object)
- NO or NC contact operation, sending contact status
- Operation of blinds and shutters, 1 and 2 button operation
- Send values, forced operation
- Scenes, block objects for each channel
- Operation with short / long button push and 2 objects
- **Integrated pulse and switching counters with extensive counter functions (suitable for 30 ms 50 pulses, e.g. Eltako DSZ)**
- Cyclical sending, sending after reset
- Internally generated query voltage of 12 V

Art. No.

Binary Input, 4-fold, 2SU MDRC, Contact Inputs



4-fold
2SU MDRC

BE-04000.02

Binary Input, 8-fold, 4SU MDRC, Contact Inputs



8-fold
4SU MDRC

BE-08000.02

Binary Input, 16-fold, 8SU MDRC, Contact Inputs



16-fold
8SU MDRC

BE-16000.02

Binary Input, 32-fold, 12SU MDRC, Contact Inputs



32-fold
12SU MDRC

BE-32000.02

Binary Input BE for inputs 230 V AC

Version for control signals 230 V AC
 Max cable length 100m
 4 / 8 / 16-fold



- To connect **push-buttons or window / auxiliary contacts**
- LED indicator for each channel
- **New multi-touch function, sends up to 4 values / DPTs on the same or different objects**
- **Innovative group control with long / extra-long button press**
- **4 integrated logic modules**, e.g. for evaluation of the inputs (e.g., window closed or sending second object)
- NO or NC contact operation, sending contact status
- Operation of blinds and shutters, 1 and 2 button operation
- Send values, forced operation
- Scenes, block objects for each channel
- Operation with short / long button push and 2 objects
- Cyclical sending, sending after reset

Art. No.

Binary Input, 4-fold, 2SU MDRC, Inputs 230VAC



4-fold
2SU MDRC

BE-04230.02

Binary Input, 8-fold, 4SU MDRC, Inputs 230VAC



8-fold
4SU MDRC

BE-08230.02

Binary Input, 16-fold, 8SU MDRC, Inputs 230VAC



16-fold
8SU MDRC

BE-16230.02

Art. No.

Binary Input BE for inputs 12-24 V AC/DC

Version for control signals **12-24 V AC/DC**
 Max cable length 100m
 4 / 8 / 16-fold



- To connect **push-buttons or window / auxiliary contacts**
- LED indicator for each channel
- **New multi-touch function, sends up to 4 values / DPTs on the same or different objects**
- **Innovative group control with long / extra-long button press**
- **4 integrated logic modules**, e.g. for evaluation of the inputs (e.g., window closed or sending second object)
- NO or NC contact operation, sending contact status
- Operation of blinds and shutters, 1 and 2 button operation
- Send values, forced operation
- Scenes, block objects for each channel
- Operation with short / long button push and 2 objects
- Cyclical sending, sending after reset

Binary Input, 4-fold, 2SU MDRC, Inputs 24V AC/DC



4-fold
2SU MDRC

BE-04024.02

Binary Input, 8-fold, 4SU MDRC, Inputs 24V AC/DC



8-fold
4SU MDRC

BE-08024.02

Binary Input, 16-fold, 8SU MDRC, Inputs 24V AC/DC



16-fold
8SU MDRC

BE-16024.02

Universal Interface

Art. No.

Universal interface BE, for dry contacts

Version for connection of **dry contacts or LED**

Cable length max. 10 m

2 / 4 / 6-fold

Integrated bus coupling unit



Universal Interface, 2-fold, flush mounted, Contact Inputs

2-fold

BE-02001.02

Universal Interface, 4-fold, flush mounted, Contact Inputs

4-fold

BE-04001.02

Universal Interface, 6-fold, flush mounted, Contact Inputs

6-fold

BE-06001.02


- To connect **push-buttons or window / auxiliary contacts**
- Each input can be set as 1.5 mA output for low current LED
- **New multi-touch function, sends up to 4 values / DPTs on the same or different objects**
- **Innovative group control with long / extra-long button press**
- **4 integrated logic modules**, e.g. for evaluation of the inputs (e.g., window closed second object)
- NO or NC contact operation, operational time of push-button adjustable
- Operation of blinds and shutters, 1 and 2 button operation
- Sending of values, forced operation and switching commands adjustable
- Short/long button push with 2 objects
- Integrated pulse and switching counter, cyclical sending of contact state adjustable
- For installation in switch box (length of connection cables: 21 cm)
- Dimensions (W x H x D): 41 mm x 41 mm x 12 mm

Universal Interface BE flush mounted, for Inputs 230 V AC

Version for control signals **230 V AC**

Cable length max. 100 m

Integrated bus coupling unit



Universal Interface 2-fold, flush mounted, Inputs 230V AC

2-fold

BE-02230.02

- To connect **230 V AC push-buttons, switches, motion detectors**
- **New multi-touch function, sends up to 4 values / DPTs on the same or different objects**
- **Innovative group control with long / extra-long button press**
- **4 integrated logic modules**, e.g. for evaluation of the inputs (e.g., window closed or sending second object)
- NO or NC contact operation, operational time of push-button adjustable
- Operation of blinds and shutters, 1 and 2 button operation
- Sending of values, forced operation and switching commands adjustable
- Short/long button push with 2 objects
- Integrated pulse and switching counter, cyclical sending of contact state adjustable
- For installation in the switch box
- Dimensions (W x H x D): 41 mm x 41 mm x 22 mm

Art. No.



Our high-quality assortments 55 and 63 fit into the design ranges of the following manufacturers

Assortment 55 – White

Fits 55 mm switch ranges, e.g.:

- GIRA Standard 55, E2, E22, Event, Esprit
- BERKER S1, B3, B7
- JUNG A 500, A PLUS, A CREATION, AS 500, A550, A FLOW
- MERTEN 1M, M-Smart, M-Plan, M-Pure

Assortment 55 – Black

Fits 55 mm switch ranges, e.g.:

- GIRA E2
- BERKER B3, B7
- JUNG A550
- MERTEN M-Pure

Assortment 63 – Studio white


Fits 63 mm switch ranges, e.g.:

- Busch-Jaeger future linear, solo, carat, Busch-axcent

Assortment 55

Push-button 55

Version with 2 / 4 / 6 / 8 buttons
Suitable for 55 mm switch ranges
Overview p. 47
 Integrated bus coupling unit



- **Centred text area for individual description**
- Push-buttons can be programmed for 1 or 2 button operation
- 1 and 2 button operation for switching, dimming, shutters, values
- **Innovative group control with long/extra-long button press**
- Changing of values / scenes with up to 4 values
- Short/long button push with 2 objects
- 4 logic blocks
- Installation in a switch box with included support ring

Art. No.

Push-button 55, 2-fold, white



2-fold matt glossy

BE-TA5502.02
BE-TA5502.G2

Push-button 55, 4-fold, white



4-fold matt glossy

BE-TA5504.02
BE-TA5504.G2

Push-button 55, 6-fold, white



6-fold matt glossy

BE-TA5506.02
BE-TA5506.G2

Push-button 55, 8-fold, white



8-fold matt glossy

BE-TA5508.02
BE-TA5508.G2

Push-button 55, 2-fold, black



2-fold matt

07 / 24

BE-TA550206.02

Push-button 55, 4-fold, black



4-fold matt

07 / 24

BE-TA550406.02

Push-button 55, 6-fold, black



6-fold matt

07 / 24

BE-TA550606.02

Push-button 55, 8-fold, black




8-fold matt

07 / 24

BE-TA550806.02

Push-button Plus 55

Version with 2 / 4 / 6 / 8 buttons
 LED for operation / status and orientation light
Suitable for 55 mm switch ranges
Overview p. 47
 Integrated bus coupling unit



- **Centred text area for individual description**
- Push-buttons can be programmed for 1 or 2 button operation
- 1 and 2 button operation for switching, dimming, shutters, values
- **Innovative group control with long/extra-long button press**
- Changing of values / scenes with up to 4 values
- Short/long button push with 2 objects
- 4 logic blocks
- 2 / 4 / 6 / 8 operation / status LEDs (red / green) and orientation light, independently controllable
- Switch object for controlling the LED priority
- Installation in a switch box with included support ring

Art. No.

Push-button Plus 55, 2-fold, white



2-fold matt glossy

BE-TA55P2.02
BE-TA55P2.G2

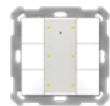
Push-button Plus 55, 4-fold, white



4-fold matt glossy

BE-TA55P4.02
BE-TA55P4.G2


Push-button Plus 55, 6-fold, white



6-fold matt glossy

BE-TA55P6.02
BE-TA55P6.G2

Push-button Plus 55, 8-fold, white



8-fold matt glossy

BE-TA55P8.02
BE-TA55P8.G2

Push-button Plus 55, 2-fold, black



2-fold matt

07 / 24
BE-TA55P206.02

Push-button Plus 55, 4-fold, black



4-fold matt

07 / 24
BE-TA55P406.02


Push-button Plus 55, 6-fold, black



6-fold matt

07 / 24
BE-TA55P606.02

Push-button Plus 55, 8-fold, black



8-fold matt

07 / 24
BE-TA55P806.02

Push-button Plus TS 55


Version with 2 / 4 / 6 / 8 buttons and temperature sensor.

LED for operation / status and orientation light

Suitable for 55 mm switch ranges

Overview p. 47

Integrated bus coupling unit



- **Temperature sensor for capturing the room temperature**
- **Centred text area for individual description**
- Push-buttons can be programmed for 1 or 2 button operation
- 1 and 2 button operation for switching, dimming, shutters, values
- **Innovative group control with long/ extra-long button press**
- Changing of values/scenes with up to 4 values
- Short/long button press with 2 objects
- 4 logic blocks
- 2 / 4 / 6 / 8 operation/status LEDs (red / green) and orientation light, independently controllable
- Switch object for controlling the LED priority
- Installation in a switch box with included support ring

Art. No.

Push-button Plus TS 55, 2-fold, white



2-fold matt glossy

BE-TA55T2.02
BE-TA55T2.G2

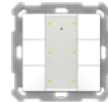
Push-button Plus TS 55, 4-fold, white



4-fold matt glossy

BE-TA55T4.02
BE-TA55T4.G2

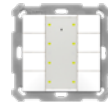
Push-button Plus TS 55, 6-fold, white



6-fold matt glossy

BE-TA55T6.02
BE-TA55T6.G2

Push-button Plus TS 55, 8-fold, white



8-fold matt glossy

BE-TA55T8.02
BE-TA55T8.G2

Push-button Plus TS 55, 2-fold, black



2-fold matt

07 / 24

BE-TA55T206.02

Push-button Plus TS 55, 4-fold, black



4-fold matt

07 / 24

BE-TA55T406.02

Push-button Plus TS 55, 6-fold, black




6-fold matt

07 / 24

BE-TA55T606.02

Push-button Plus TS 55, 8-fold, black



8-fold matt

07 / 24

BE-TA55T806.02

Push-button Lite 55 Basic

1-fold version

1x 2 button operation / 2 button surfaces


2-fold version

2x 2 button operation / 4 button surfaces

Suitable for 55 mm switch ranges

Overview p. 47

Integrated bus coupling unit



- Push-buttons can be programmed for 1 or 2 button operation
- 1 and 2 button operation for switching, dimming, shutters, values
- Changing of values / scenes with up to 4 values
- Short/long button push with 2 objects
- **Innovative group control with long / extra-long button press**
- **New multi-touch function, sends up to 4 values / DPTs on the same or different objects**
- 4 logic blocks
- Installation in a switch box with included support ring

Art. No.

Push-button Lite 55 Basic, 1-fold, white glossy finish



1-fold

BE-TAL55B1.01


Push-button Lite 55 Basic, 1-fold, black matt finish



1-fold

BE-TAL55B106.01


Push-button Lite 55 Basic, 2-fold, white glossy finish



2-fold

BE-TAL55B2.01

Push-button Lite 55 Basic, 2-fold, black matt finish



2-fold

BE-TAL55B206.01

Push-button Lite 55 1-fold

1-fold version

1x 2 button operation / 2 button surfaces

Suitable for 55 mm switch ranges

Overview p. 47

Integrated bus coupling unit



- Push-buttons can be programmed for 1 or 2 button operation
- 1 and 2 button operation for switching, dimming, shutters, values
- Changing of values / scenes with up to 4 values
- Short/long button push with 2 objects
- Innovative group control with long / extra-long button press
- New multi-touch function, sends up to 4 values / DPTs on the same or different objects
- Two RGBW Status LED per button pair
- LED brightness controllable via day/night or brightness object
- 4 logic blocks
- Installation in a switch box with included support ring

Art. No.

Art. No.

Push-button Lite 55 1-fold, RGBW, white glossy finish



NEUTRAL

BE-TAL5501.01

Push-button Lite 55, 1-fold, RGBW, black matt finish



NEUTRAL

BE-TAL550106.01

Push-button Lite 55 1-fold, RGBW, white glossy finish



NEUTRAL with temperature sensor

BE-TAL55T1.01

Push-button Lite 55, 1-fold, RGBW, black matt finish



NEUTRAL with temperature sensor

BE-TAL55T106.01

Push-button Lite 55 1-fold, RGBW, white glossy finish



UP/DOWN symbol

BE-TAL5501.A1

Push-button Lite 55, 1-fold, RGBW, black matt finish



UP/DOWN symbol

BE-TAL550106.A1

Push-button Lite 55 1-fold, RGBW, white glossy finish



UP/DOWN symbol with temperature sensor

BE-TAL55T1.A1

Push-button Lite 55, 1-fold, RGBW, black matt finish



UP/DOWN symbol with temperature sensor

BE-TAL55T106.A1

Push-button Lite 55 1-fold, RGBW, white glossy finish



I/O symbol

BE-TAL5501.B1

Push-button Lite 55, 1-fold, RGBW, black matt finish



I/O symbol

BE-TAL550106.B1

Push-button Lite 55 1-fold, RGBW, white glossy finish



I/O symbol with temperature sensor

BE-TAL55T1.B1

Push-button Lite 55, 1-fold, RGBW, black matt finish



I/O symbol with temperature sensor

BE-TAL55T106.B1

Push-button Lite 55, 2-fold

2-fold version

2x 2 button operation / 4 button surfaces

















Suitable for 55 mm switch ranges

Overview p. 47

Integrated bus coupling unit






- Push-buttons can be programmed for 1 or 2 button operation
- 1 and 2 button operation for switching, dimming, shutters, values
- Changing of values / scenes with up to 4 values
- Short/long button push with 2 objects
- **Innovative group control with long / extra-long button press**
- **New multi-touch function, sends up to 4 values / DPTs on the same or different objects**
- **Two RGBW Status LED per button pair**
- **LED brightness controllable via day/night or brightness object**
- 4 logic blocks
- Installation in a switch box with included support ring

Art. No.		Art. No.	
 <p>Push-button Lite 55 2-fold, RGBW, white glossy finish</p> <p>NEUTRAL BE-TAL5502.01</p>	 <p>Push-button Lite 55, 2-fold, RGBW, black matt finish</p> <p>NEUTRAL BE-TAL550206.01</p>		
 <p>Push-button Lite 55 2-fold, RGBW, white glossy finish</p> <p>NEUTRAL with temperature sensor BE-TAL55T2.01</p>	 <p>Push-button Lite 55, 2-fold, RGBW, black matt finish</p> <p>NEUTRAL with temperature sensor BE-TAL55T206.01</p>		
 <p>Push-button Lite 55 2-fold, RGBW, white glossy finish</p> <p>UP/DOWN symbol BE-TAL5502.A1</p>	 <p>Push-button Lite 55, 2-fold, RGBW, black matt finish</p> <p>UP/DOWN symbol BE-TAL550206.A1</p>		
 <p>Push-button Lite 55 2-fold, RGBW, white glossy finish</p> <p>UP/DOWN symbol with temperature sensor BE-TAL55T2.A1</p>	 <p>Push-button Lite 55, 2-fold, RGBW, black matt finish</p> <p>UP/DOWN symbol with temperature sensor BE-TAL55T206.A1</p>		
 <p>Push-button Lite 55 2-fold, RGBW, white glossy finish</p> <p>I/O symbol BE-TAL5502.B1</p>	 <p>Push-button Lite 55, 2-fold, RGBW, black matt finish</p> <p>I/O symbol BE-TAL550206.B1</p>		
 <p>Push-button Lite 55 2-fold, RGBW, white glossy finish</p> <p>I/O symbol with temperature sensor BE-TAL55T2.B1</p>	 <p>Push-button Lite 55, 2-fold, RGBW, black matt finish</p> <p>I/O symbol with temperature sensor BE-TAL55T206.B1</p>		
 <p>Push-button Lite 55 2-fold, RGBW, white glossy finish</p> <p>UP/DOWN and I/O symbol BE-TAL5502.C1</p>	 <p>Push-button Lite 55, 2-fold, RGBW, black matt finish</p> <p>UP/DOWN and I/O symbol BE-TAL550206.C1</p>		
 <p>Push-button Lite 55 2-fold, RGBW, white glossy finish</p> <p>Version UP/DOWN and I/O symbol with temperature sensor BE-TAL55T2.C1</p>	 <p>Push-button Lite 55, 2-fold, RGBW, black matt finish</p> <p>Version UP/DOWN and I/O symbol with temperature sensor BE-TAL55T206.C1</p>		

Assortment 55

Push-button Lite 55, 2-fold





		Art. No.
	Version I/O and UP/DOWN symbol	BE-TAL5502.D1
	Version I/O and UP/DOWN symbol with temperature sensor	BE-TAL55T2.D1
	Version I/O and UP/DOWN symbol	BE-TAL550206.D1
	Version I/O and UP/DOWN symbol with temperature sensor	BE-TAL55T206.D1

Push-button Lite 55, 4-fold

Version with 4 push-button surfaces
 Suitable for 55 mm switch ranges
 Overview p. 47
 Integrated bus coupling unit












- New multi-touch function, sends up to 4 values / DPTs on the same or different objects
- Innovative group control with long/extra-long button press
- 1 button operation for switching, dimming, shutters, values
- Changing of values / scenes with up to 4 values
- Short/long button push with 2 objects
- Four RGBW status LEDs
- LED brightness controllable via day/night or brightness object
- 4 logic blocks
- Installation in a switch box with included support ring

		Art. No.
	NEUTRAL	BE-TAL5504.01
	NEUTRAL	BE-TAL550406.01
	NEUTRAL with temperature sensor	BE-TAL55T4.01
	NEUTRAL with temperature sensor	BE-TAL55T406.01

Push-button Lite 55, Rockers, white glossy finish

Push-button Lite 55, Rockers, black matt finish

	Art. No.		Art. No.
Rockers for push-button Lite 55, 1-fold, white glossy finish  NEUTRAL BE-TAL55W102.01		Rockers for push-button Lite 55, 1-fold, black matt finish  NEUTRAL BE-TAL55W106.01	
Rockers for push-button Lite 55, 1-fold, white glossy finish  Shutter BE-TAL55W102.A1		Rockers for push-button Lite 55, 1-fold, black matt finish  Shutter BE-TAL55W106.A1	
Rockers for push-button Lite 55, 1-fold, white glossy finish  Switch BE-TAL55W102.B1		Rockers for push-button Lite 55, 1-fold, black matt finish  Switch BE-TAL55W106.B1	
Rockers for push-button Lite 55, 2-fold, white glossy finish  NEUTRAL BE-TAL55W202.01		Rockers for push-button Lite 55, 2-fold, black matt finish  NEUTRAL BE-TAL55W206.01	
Rockers for push-button Lite 55, 2-fold, white glossy finish  Shutter BE-TAL55W202.A1		Rockers for push-button Lite 55, 2-fold, black matt finish  Shutter BE-TAL55W206.A1	
Rockers for push-button Lite 55, 2-fold, white glossy finish  Switch BE-TAL55W202.B1		Rockers for push-button Lite 55, 2-fold, black matt finish  Switch BE-TAL55W206.B1	
Rockers for push-button Lite 55, 2-fold, white glossy finish  Shutter / Switch BE-TAL55W202.C1		Rockers for push-button Lite 55, 2-fold, black matt finish  Shutter / Switch BE-TAL55W206.C1	
Rockers for push-button Lite 55, 2-fold, white glossy finish  Switch / Shutter BE-TAL55W202.D1		Rockers for push-button Lite 55, 2-fold, black matt finish  Switch / Shutter BE-TAL55W206.D1	
Rockers for push-button Lite 55, 4-fold, white glossy finish  NEUTRAL BE-TAL55W402.01		Rockers for push-button Lite 55, 4-fold, black matt finish  NEUTRAL BE-TAL55W406.01	

Push-button Smart 55

BE-TAS5504.01
Version with 4 mechanical push-button surfaces

BE-TAS55T4.01
Additionally with **temperature/humidity sensor**, as well as functions for setting the temperature and operating mode

Suitable for 55 mm switch ranges
Overview p. 47



- **Active colour display for function and status display**
- Adjustable background colour of the display (white or black)
- Adjustable display brightness via light sensor and day / night object
- Display of indoor/outdoor temperature and time
- **New multi-touch function, sends up to 4 values / DPTs on the same or different objects**
- **Innovative group control with long / extra-long button press**
- 1 and 2 button operation for switching, dimming, shutters, values
- **Symbols and plaintext adjustable for each button / function**
- Short/long button push with 2 objects
- Installation in a switch box with included support ring
- Recommended installation height: 1.05 - 1.20 m
- **No additional power supply required**
- Integrated bus coupling unit

Art. No.

Push-button Smart 55, 4-fold with colour display, white glossy finish



4-fold

BE-TAS5504.01

Push-button Smart 55, 4-fold with colour display, black matt finish



4-fold

BE-TAS550406.01

Push-button Smart 55, 4-fold with colour display, white glossy finish



4-fold

with temperature/humidity sensor

BE-TAS55T4.01

Push-button Smart 55, 4-fold with colour display, black matt finish



4-fold

with temperature/humidity sensor

BE-TAS55T406.01

Shutter Push-button Smart 55

Version with 4 mechanical push-button surfaces and integrated **time switch**

Suitable for 55 mm switch ranges
Overview p. 47

Integrated bus coupling unit



- **Active colour display for function and status display**
- Adjustable display brightness via light sensor and day / night object
- **Display of height, slat and wind / rain / frost alarm**
- Up / down buttons for manual operation
- Innovative group control with long / extra-long button press
- **Time switch with 8 switching times, power reserve**
- **Daily / weekly / astro switching function**
- **Automatic holiday calculation**
- Switching times adjustable via ETS and on the push-button
- Control of height and slat via time switch
- **Time switch and automatic shading can be activated manually**
- Output objects for date / time (master)
- Date / time adjustable via bus (slave)
- 8 logic blocks with 4 inputs each
- No additional power supply required
- Installation in a switch box with included support ring

Art. No.

Shutter Push-button Smart 55 with colour display, white glossy finish



4-fold

with integrated time switch

BE-JTA5504.01

Shutter Push-button Smart 55 with colour display, black matt finish




4-fold

with integrated time switch

BE-JTA550406.01

Motion Detector / Automatic Switch 55

Motion detector with 2 sensors
Suitable for 55 mm switch ranges
Overview p. 47
 Integrated bus coupling unit



- **Motion detector with light sensor and 2 sensors**
- Motion detection angle H 180° / V 15°, coverage 6-10 m Ø
- **Suitable for pets up to 12 kg**
- **Sensitivity separately adjustable for day / night / presence**
- **Detection of movement direction**
- 2 light channels, 1 channel for HVAC and alarm
- Short-time presence to reduce stopping time
- Master / slave function, scenes and logical functions
- **Integrated white LED night light**
- Day / night function, orientation light function
- Block and forced setting functions with release time
- External push-button input for automatic and manual operation
- Recommended installation height: 1.05 - 1.20 m
- Installation in a switch box with included support ring

Art. No.

Motion Detector / Automatic Switch 55, white



matt

SCN-BWM55.02

Motion Detector / Automatic Switch 55, white



Glossy finish

SCN-BWM55.G2

Motion Detector / Automatic Switch 55, black




matt

SCN-BWM5506.02

Motion Detector / Automatic Switch TS 55

Motion detector with 2 sensors
Version with temperature sensor and 2 sensor buttons
Suitable for 55 mm switch ranges
Overview p. 47
 Integrated bus coupling unit



- **Motion detector with light sensor and 2 sensors**
- **Two sensor keys for any function**
- **Temperature sensor for capturing the room temperature**
- Motion detection angle H 180° / V 15°, coverage 6-10 m Ø
- **Suitable for pets up to 12 kg**
- **Sensitivity separately adjustable for day / night / presence**
- **Detection of movement direction**
- 2 light channels, 1 channel for HVAC and alarm
- Short-time presence to reduce stopping time
- Master / slave function, scenes and logical functions
- **Integrated white LED night light**
- Day / night function, orientation light function
- Block and forced setting functions with release time
- External push-button input for automatic and manual operation
- Recommended installation height: 1.05 - 1.20 m
- Installation in a switch box with included support ring

Art. No.

Motion Detector / Automatic Switch TS 55, white



matt

SCN-BWM55T.02

Motion Detector / Automatic Switch TS 55, white



Glossy finish

SCN-BWM55T.G2

Motion Detector / Automatic Switch TS 55, black




matt

SCN-BWM55T06.02

Assortment 55

Room Temperature Controller 55


Temperature controller version
 Suitable for 55 mm switch ranges
 Overview p. 47
 Integrated bus coupling unit



- Selectable temperature controller (PI, two-position, PWM)
- Setpoint values are stored on bus voltage failure
- Bit / byte object to set the given value
- For indoor temperature controlling, range -10 to +50 °C
- Limit values min / max, frost-protection alarm, min / max memory
- Setpoint value via visualization, e.g. MDT VisuControl
- Day- / night- / frost-protection operation
- Status feedback by HVAC and RHCC status objects
- Operation mode can be set via bit / byte objects
- Installation in a switch box with included support ring

Art. No.


Room Temperature Controller 55, white



matt

SCN-RT1UP.01

Room Temperature Controller 55, white



Glossy finish

SCN-RT1UP.G1

Room Temperature Controller 55, black




matt

SCN-RT1UP06.01 Q2 / 24

Room Temperature Sensor 55

Temperature sensor version
 Suitable for 55 mm switch ranges
 Overview p. 47
 Integrated bus coupling unit



- Temperature sensor
- Range -10 to +50 °C
- Limit values min / max, frost- / heat-protection alarm, min / max memory
- Installation in a switch box with included support ring

Art. No.


Room Temperature Sensor 55, white



matt

SCN-TS1UP.01

Room Temperature Sensor 55, white



Glossy finish

SCN-TS1UP.G1

Room Temperature Sensor 55, black



matt


SCN-TS1UP06.01 Q2 / 24

Room Temperature Controller 55

With adjusting wheel for setpoint setting

Suitable for 55 mm switch ranges
Overview p. 47


Integrated bus coupling unit



- Selectable temperature controller (PI, two-position, PWM)
- Setpoint values are stored on bus voltage failure
- Bit / byte object to set the given value
- For indoor temperature controlling, range -10 to +50 °C
- Limit values min / max, frost-protection alarm, min / max memory
- Setpoint value via visualization, e.g. MDT VisuControl
- Day- / night- / frost-protection operation
- Status feedback by HVAC and RHCC status objects
- Operation mode can be set via bit / byte objects
- Installation in a switch box with included support ring

Art. No.

Room Temperature Controller 55, adjustable, white



matt

SCN-RT1UPE.01

Room Temperature Controller 55, adjustable, white



Glossy finish

SCN-RT1UPE.G1

Room Temperature Controller 55, adjustable, black

Q2/24



matt

SCN-RT1UPE06.01

Room Temperature Controller Smart 55

With colour display, temperature / humidity sensor and 4 inputs

Suitable for 55 mm switch ranges
Overview p. 47

Integrated bus coupling unit



- **Active colour display for function and status display**
- **Background colour w / b and display brightness adjustable**
- **Display of set and actual temperature**
- **For indoor temperature control, range -10 to +50 °C**
- Simple setpoint adjustment via separate + / - buttons
- 1 bit + / -, 1 byte or 2 byte absolute object for setpoint adjustment
- Setpoint values are stored on bus voltage failure
- Limit values min / max, frost-protection alarm, min / max memory
- Operation mode can be set via bit / byte objects
- **Temperature and humidity sensor** with dew point calculation
- Message when leaving the comfort zone
- **4 binary inputs to connect dry contacts (push-button, switch, window contacts)**
- Ventilation control by hand or automatic operation
- 14 byte object for plaintext diagnostic
- Recommended installation height: 1.60 m
- Installation in a switch box with included support ring

Art. No.

Room Temperature Controller Smart 55, white glossy finish



White glossy finish

SCN-RTR55S.01

Room Temperature Controller Smart 55, black matt finish



Black matt finish

SCN-RTR55S06.01

Art. No.

Room Temperature Extension Unit Smart 55

With colour display, temperature / humidity sensor

Suitable for 55 mm switch ranges

Overview p. 47

Integrated bus coupling unit



- Active colour display for function and status display
- Background colour w / b and display brightness adjustable
- Display of set and actual temperature
- Room Temperature Extension Unit for indoor rooms, measuring range -10 to +50 °C
- Simple setpoint adjustment via separate +/- buttons
- 1 bit +/-, 1 byte or 2 byte absolute object for setpoint adjustment
- Limit values min / max, min / max memory
- Controlling of the room temperature in interaction with MDT AKH heating actuators
- Ventilation control by hand or automatic operation
- Installation in a switch box with included support ring
- Recommended installation height: 1.60 m

Room Temperature Extension Unit Smart 55, white glossy finish



White glossy finish

SCN-RTN55S.01

Room Temperature Extension Unit Smart 55, black matt finish



Black matt finish

SCN-RTN55S06.01

Art. No.


Object Controller 55

With temperature / humidity sensor and 4 inputs

Suitable for 55 mm switch ranges

Overview p. 47

Integrated bus coupling unit



- Room temperature controller for indoor rooms, range -10 to +50 °C
- Selectable temperature controller (PI, two-position, PWM)
- 1 bit +/-, 1 byte or 2 byte absolute object for setpoint adjustment
- Setpoint values are stored on bus voltage failure
- Limit values min / max, frost-protection alarm, min / max memory
- Operation mode can be set via bit / byte objects
- Temperature and humidity sensor with dew point calculation
- Message when leaving the comfort zone
- 4 binary inputs to connect dry contacts (push-button, switch, window contacts)
- Ventilation control by hand or automatic operation
- 14 byte object for plaintext diagnostic
- Installation in a switch box with included support ring
- Recommended installation height: 1.60 m

Object Controller 55, white glossy finish



White glossy finish

SCN-RTR550.01

Object Controller 55, black matt finish



Black matt finish

SCN-RTR55006.01

Room Temperature / Humidity Sensor 55

Installation in a switch box
Suitable for 55 mm switch ranges
Overview p. 47
 Integrated bus coupling unit



- Room temperature sensor for indoor rooms, range -10 to +50 °C
- Humidity sensor with dew point calculation
- Message when leaving the comfort zone
- Limit values min / max, min / max memory
- Installation in a switch box with included support ring
- Recommended installation height: 1.60 m

Art. No.

Room Temperature / Humidity Sensor 55, white glossy finish



White glossy finish

SCN-TFS55.01

Room Temperature / Humidity Sensor 55, black matt finish




Black matt finish

SCN-TFS5506.01

CO2 / VOC Combi Sensor 55

Version with 2 sensors
Suitable for 55 mm switch ranges
Overview p. 47
 Integrated bus coupling unit



- Combi sensor for measuring the CO2 and mixed gas concentration (VOC), room temperature and relative humidity
- Upper and lower threshold value adjustable for each measured value
- Air-quality control function adjustable as step / PI controller for CO2 or VOC sensor
- 4 step controllers with 1 bit output or 1 byte output with adjustable thresholds
- PI controller with externally adjustable setpoint and adjustable control parameters
- Air-quality lamp function adjustable to CO2 or VOC sensor with 4 colour channels and adjustable 1 bit / scene / RGB or HSV output objects
- Installation in windproof flush mounted box with included support ring
- Supply via KNX bus without auxiliary voltage

Art. No.

CO2 / VOC Combi Sensor 55, white matt finish



White matt finish

SCN-CO2MGS01.02

CO2 / VOC Combi Sensor 55 white glossy finish



White glossy finish

SCN-CO2MGS.02

CO2 / VOC Combi Sensor 55, black



matt

Q3 / 24
SCN-CO2MGS06.02

LED Indicator 55

Version with **12 RGB LEDs**

Suitable for 55 mm switch ranges
Overview p. 47

Integrated bus coupling unit



- **12 independently switchable RGB LEDs**
- Centred text area for individual description
- **3 objects for each LED**
- **4 states possible for each LED**
(value=0, value=1, priority object=1, failure of the object)
- 8 logic blocks with 8 inputs each (8 objects)
- 4 modules to compare telegrams
- Brightness adjustable in 2 steps
- **Day / night object**
- Deactivation / reduction of the brightness
- Object presence/absence
- **Drop out monitoring for objects with report function**
- Object with report function (e.g. absence or window opened)

LED Indicator 55, white glossy finish



White glossy finish

SCN-LED55.01

LED Indicator 55, black



matt

Q3 / 24

SCN-LED5506.01

Push-button Lite 63, 1-fold

1-fold version

1x 2 button operation / 2 button surfaces

Suitable for 63 mm switch ranges

Overview p. 47

Integrated bus coupling unit



- New multi-touch function, sends up to 4 values / DPTs on the same or different objects
- Innovative group control with long / extra-long button press
- Push-buttons can be programmed for 1 or 2 button operation
- 1 and 2 button operation for switching, dimming, shutters, values
- Changing of values / scenes with up to 4 values
- Short/long button push with 2 objects
- Two RGBW Status LED per button pair
- LED brightness controllable via day/night or brightness object
- 4 logic blocks

Art. No.

Push-button Lite 63 1-fold, RGBW, studio white glossy finish



NEUTRAL

BE-TAL6301.01

Push-button Lite 63 1-fold, RGBW, studio white glossy finish



NEUTRAL with temperature sensor

BE-TAL63T1.01

Push-button Lite 63 1-fold, RGBW, studio white glossy finish



UP/DOWN symbol

BE-TAL6301.A1

Push-button Lite 63 1-fold, RGBW, studio white glossy finish



UP/DOWN symbol with temperature sensor

BE-TAL63T1.A1

Push-button Lite 63 1-fold, RGBW, studio white glossy finish



I/O symbol

BE-TAL6301.B1

Push-button Lite 63 1-fold, RGBW, studio white glossy finish



I/O symbol with temperature sensor

BE-TAL63T1.B1

Push-button Lite 63, 2-fold

2-fold version

2x 2 button operation / 4 button surfaces

Suitable for 63 mm switch ranges

Overview p. 47

Integrated bus coupling unit



- New multi-touch function, sends up to 4 values / DPTs on the same or different objects
- Innovative group control with long / extra-long button press
- Push-buttons can be programmed for 1 or 2 button operation
- 1 and 2 button operation for switching, dimming, shutters, values
- Changing of values / scenes with up to 4 values
- Short/long button push with 2 objects
- Two RGBW Status LED per button pair
- LED brightness controllable via day/night or brightness object
- 4 logic blocks

Art. No.

Push-button Lite 63 2-fold, RGBW, studio white glossy finish



NEUTRAL

BE-TAL6302.01

Push-button Lite 63 2-fold, RGBW, studio white glossy finish



NEUTRAL with temperature sensor

BE-TAL63T2.01

Push-button Lite 63 2-fold, RGBW, studio white glossy finish



UP/DOWN symbol

BE-TAL6302.A1

Push-button Lite 63 2-fold, RGBW, studio white glossy finish



UP/DOWN symbol with temperature sensor

BE-TAL63T2.A1

Push-button Lite 63 2-fold, RGBW, studio white glossy finish



I/O symbol

BE-TAL6302.B1

Push-button Lite 63 2-fold, RGBW, studio white glossy finish



I/O symbol with temperature sensor

BE-TAL63T2.B1

Push-button Lite 63 2-fold, RGBW, studio white glossy finish



UP/DOWN and I/O symbol

BE-TAL6302.C1

Push-button Lite 63 2-fold, RGBW, studio white glossy finish



Version UP/DOWN and I/O symbol with temperature sensor

BE-TAL63T2.C1

Push-button Lite 63 2-fold, RGBW, studio white glossy finish



Version I/O and UP/DOWN symbol

BE-TAL6302.D1

Push-button Lite 63 2-fold, RGBW, studio white glossy finish



Version I/O and UP/DOWN symbol with temperature sensor

BE-TAL63T2.D1

Push-button Lite 63 4-fold

Version with 4 push-button surfaces
 Suitable for 63 mm switch ranges
 Overview p. 47
 Integrated bus coupling unit



- New multi-touch function, sends up to 4 values / DPTs on the same or different objects
- Innovative group control with long/ extra-long button press
- 1 and 2 button operation for switching, dimming, shutters, values
- Changing of values / scenes with up to 4 values
- Short/long button push with 2 objects
- Four RGBW status LEDs
- LED brightness controllable via day/night or brightness object
- 4 logic blocks
- Installation in a switch box with included support ring

Art. No.

Push-button Lite 63 4-fold, RGBW, studio white glossy finish



NEUTRAL

BE-TAL6304.01

Push-button Lite 63 4-fold, RGBW, studio white glossy finish



NEUTRAL with temperature sensor

BE-TAL63T4.01

Accessories – Push-button Lite 63, rockers, studio white glossy finish

Art. No.

Rocker for Push-button Lite 63, 1-fold, studio white glossy finish



NEUTRAL

BE-TAL63W104.01

Rocker for Push-button Lite 63, 1-fold, studio white glossy finish



Shutter

BE-TAL63W104.A1

Rocker for Push-button Lite 63, 1-fold, studio white glossy finish



Switch

BE-TAL63W104.B1

Rocker for Push-button Lite 63, 2-fold, studio white glossy finish



NEUTRAL

BE-TAL63W204.01

Rocker for Push-button Lite 63, 2-fold, studio white glossy finish



Shutter

BE-TAL63W204.A1

Rocker for Push-button Lite 63, 2-fold, studio white glossy finish



Switch

BE-TAL63W204.B1

Art. No.

Rocker for Push-button Lite 63, 2-fold, studio white glossy finish



Shutter / Switch

BE-TAL63W204.C1

Rocker for Push-button Lite 63, 2-fold, studio white glossy finish



Switch / Shutter

BE-TAL63W204.D1

Rocker for Push-button Lite 63, 4-fold, studio white glossy finish



NEUTRAL

BE-TAL63W404.01

Push-button Smart 63

BE-TAS6304.01
Version with 4 mechanical push-button surfaces

BE-TAS63T4.01
Additionally with **temperature/humidity sensor**, as well as functions for setting the temperature and operating mode

Suitable for 63 mm switch ranges
Overview p. 47



- **Active colour display for function and status display**
- Adjustable background colour of the display (white or black)
- Adjustable display brightness via light sensor and day / night object
- Display of indoor/outdoor temperature and time
- **New multi-touch function, sends up to 4 values / DPTs on the same or different objects**
- **Innovative group control with long / extra-long button press**
- 1 and 2 button operation for switching, dimming, shutters, values
- **Symbols and plaintext adjustable for each button / function**
- Short/long button push with 2 objects
- Installation in a switch box with included support ring
- Recommended installation height: 1.05 - 1.20 m
- **No additional power supply required**
- Integrated bus coupling unit

Push-button Smart 63, 4-fold with colour display, studio white glossy finish



4-fold

BE-TAS6304.01

Push-button Smart 63, 4-fold with colour display, studio white glossy finish



4-fold with temperature/humidity sensor

BE-TAS63T4.01

Motion Detector / Automatic Switch 63

Motion detector with 2 sensors
Suitable for 63 mm switch ranges
Overview p. 47

Integrated bus coupling unit



- **Motion detector with light sensor and 2 sensors**
- Motion detection angle H 180° / V 15°, coverage 6-10 m Ø
- **Suitable for pets up to 12 kg**
- **Sensitivity separately adjustable for day / night / presence**
- **Detection of movement direction**
- 2 light channels, 1 channel for HVAC and alarm
- Short-time presence to reduce stopping time
- Master / slave function, scenes and logical functions
- **Integrated white LED night light**
- Day / night function, orientation light function
- Block and forced setting functions with release time
- External push-button input for automatic and manual operation
- Recommended installation height: 1.05 - 1.20 m
- Installation in a switch box with included support ring

Motion Detector / Automatic Switch 63, studio white glossy finish



Studio white glossy finish

SCN-BWM63.02

Art. No.

Motion Detector/Automatic Switch TS 63

Motion detector with 2 sensors
Version with temperature sensor and 2 sensor buttons
 Suitable for 63 mm switch ranges
 Overview p. 47
 Integrated bus coupling unit



- Motion detector with light sensor and 2 sensors
- Two sensor keys for any function
- Temperature sensor for capturing the room temperature
- Motion detection angle H 180° / V 15°, coverage 6-10 m Ø
- Suitable for pets up to 12 kg
- Sensitivity separately adjustable for day / night / presence
- Detection of movement direction
- 2 light channels, 1 channel for HVAC and alarm
- Short-time presence to reduce stopping time
- Master / slave function, scenes and logical functions
- **Integrated white LED night light**
- Day / night function, orientation light function
- Block and forced setting functions with release time
- External push-button input for automatic and manual operation
- Recommended installation height: 1.05 - 1.20 m
- Installation in a switch box with included support ring

Motion Detector / Automatic Switch TS 63, studio white glossy finish



Studio white glossy finish

SCN-BWM63T.02

Art. No.

Room Temperature Controller Smart 63

With colour display, temperature / humidity sensor and 4 inputs
 Suitable for 63 mm switch ranges
 Overview p. 47
 Integrated bus coupling unit



- Active colour display for function and status display
- Background colour w / b and display brightness adjustable
- Display of set and actual temperature
- For indoor temperature control, range -10 to +50 °C
- Simple setpoint adjustment via separate + / - buttons
- 1 bit + / -, 1 byte or 2 byte absolute object for setpoint adjustment
- Setpoint values are stored on bus voltage failure
- Limit values min / max, frost-protection alarm, min / max memory
- Operation mode can be set via bit / byte objects
- **Temperature and humidity sensor** with dew point calculation
- Message when leaving the comfort zone
- **4 binary inputs to connect dry contacts (push-button, switch, window contacts)**
- Ventilation control by hand or automatic operation
- 14 byte object for plaintext diagnostic
- Recommended installation height: 1.60 m
- Installation in a switch box with included support ring

Room Temperature Controller Smart 63, studio white glossy finish



Studio white glossy finish

SCN-RTR63S.01

Art. No.

Room Temperature Extension Unit Smart 63

With colour display, temperature / humidity sensor

Suitable for 63 mm switch ranges
Overview p. 47

Integrated bus coupling unit



- Active colour display for function and status display
- Background colour w / b and display brightness adjustable
- Display of set and actual temperature
- Room Temperature Extension Unit for indoor rooms, measuring range -10 to +50 °C
- Simple setpoint adjustment via separate +/- buttons
- 1 bit +/-, 1 byte or 2 byte absolute object for setpoint adjustment
- Limit values min / max, min / max memory
- Controlling of the room temperature in interaction with MDT AKH heating actuators
- Ventilation control by hand or automatic operation
- Installation in a switch box with included support ring
- Recommended installation height: 1.60 m

Room Temperature Extension Unit Smart 63, studio white glossy finish



Studio white glossy finish

SCN-RTN63S.01

Art. No.

Object Controller 63

With temperature / humidity sensor and 4 inputs

Suitable for 63 mm switch ranges
Overview p. 47

Integrated bus coupling unit



- Room temperature controller for indoor rooms, range -10 to +50 °C
- Selectable temperature controller (PI, two-position, PWM)
- 1 bit +/-, 1 byte or 2 byte absolute object for setpoint adjustment
- Setpoint values are stored on bus voltage failure
- Limit values min / max, frost-protection alarm, min / max memory
- Operation mode can be set via bit / byte objects
- Temperature and humidity sensor with dew point calculation
- Message when leaving the comfort zone
- 4 binary inputs to connect dry contacts (push-button, switch, window contacts)
- Ventilation control by hand or automatic operation
- 14 byte object for plaintext diagnostic
- Installation in a switch box with included support ring
- Recommended installation height: 1.60 m

Object Controller 63, studio white glossy finish



Studio white glossy finish

SCN-RTR630.01

Art. No.

Room Temperature / Humidity Sensor 63

Suitable for 63 mm switch ranges
Overview p. 47

Integrated bus coupling unit



- Room temperature sensor for indoor rooms, range -10 to +50 °C
- Humidity sensor with dew point calculation
- Message when leaving the comfort zone
- Limit values min / max, min / max memory
- Installation in a switch box with included support ring; recommended installation height: 1.60 m

Room Temperature / Humidity Sensor 63, studio white glossy finish



Studio white
glossy finish

SCN-TFS63.01

Push-button Smart 86

Version with 6 keys, with **colour display** and RGB status display

Usable as 4/6/8/12-fold push-button with integrated bus coupling unit



General functions

- Large, coloured active display to indicate function and status
- Up to 12 functions on 2 or 3 levels (2x6 or 3x4 functions)
- 6 mechanical buttons with finger recess
- Up to 6 functions without level switching
- Mapping function for convenient function allocation
- Slap function with new range of functions
- Innovative group control with long/extra-long button press
- Extended info display with up to 3 lines and up to 6 measured values
- Push-buttons can be programmed for 1 or 2 button operation
- Symbols and plaintext adjustable for each button / function
- Indication of individual messages / text telegrams (1 bit / 14 byte)
- 1 and 2 button operation for switching, dimming, shutters, values
- Short/long button press with 2 objects
- RGB status of all push-button interfaces separately controllable from each level
- Indication of indoor / outdoor temperature and time
- Automatic display brightness via light sensor and day / night object
- No additional power supply required
- Recommended installation height: 1.10 – 1.25m (as push-button)
- Recommended installation height: 1.50 – 1.60 m (as control unit)
- Installation without frame in a switch box
- Dimensions (W x H): 86 mm x 86 mm
- Integrated bus coupling unit

Push-button Smart 86 with temperature sensor

- with temperature sensor to measure room temperature
- Additional functions to set temperature and operating mode
- Application as RTC in combination with AKH Heating Actuator

Push-button Smart 86, with colour display, plastic, white glossy finish



White glossy finish

BE-TAS86.02

Push-button Smart 86, with colour display, temperature sensor, white glossy finish



White glossy finish with temperature sensor

BE-TAS86T.02

Push-button Smart 86 with colour display, plastic, black matt finish

05 / 24



Black matt finish

BE-TAS8606.02

Push-button Smart 86 with colour display and temperature sensor, black matt finish

05 / 24



Black matt finish with temperature sensor

BE-TAS86T06.02

Art. No.

Central Operation Unit Smart 86

Version with 6 keys, with **colour display** and RGB status display

Central control point with up to **24 operating functions**, time switch and integrated room temperature controller

Integrated bus coupling unit



- **Large, active colour display (automatic brightness adjustment)**
- **Four direct operating functions (e.g. present, light, shutter)**
- **20 operating functions via menu / time switch**
(e.g. switching / dimming / shutter / send values / scenes / temperature set points)
- **Code lock** with 4-6 digits, to lock and unlock the device or alarm activation
- **Daily / weekly / astronomical time switch** (20 channels each with 6 switching times)
- **Holiday function with time period activation**
- **Automatic holiday calculation**
- **Comfortable room temperature controller with temp. sensor**
- **Ventilation control (manual or automatic)**
- **Visualization of indoor / outdoor temperature, setpoint and time / date**
- **Visualization of status information / messages** (1 bit / 14 byte)
- 6 status LEDs independently controllable
- 6 logic blocks each with 4 inputs
- No additional power supply required
- Installation in a switch box with included support ring
- (W x H): 86 mm x 86 mm
- Recommended installation height: 1.60 m

Central Operation Unit Smart 86 with colour display, plastic, white glossy finish



White glossy finish

BE-BZS86.01

Central Operation Unit Smart 86 with colour display, plastic, black matt finish

05 / 24



Black matt finish

BE-BZS8606.01

Glass Assortment

Glass Push-button II Lite, 1-fold

1-fold version

with 1x 2 button operation / 2 sensor surfaces

Integrated bus coupling unit



- Comprehensive application
- New multi-touch function, sends up to 4 values / DPTs on the same or different objects
- Innovative group control with long/extra-long button press
- Push-buttons can be programmed for 1 or 2 button operation
- 1 and 2 button operation for switching, dimming, shutters, values
- Changing of values / scenes with up to 4 values
- Short/long button push with 2 objects
- Slap function with additional switch channel
- Two RGBW status LEDs
- LED brightness controllable via day/night or brightness object
- 4 logic blocks
- Installation in a switch box with included support ring
- Dimensions (W x H): 92 mm x 92 mm

Art. No.

Glass Push-button II Lite, 1-fold, RGBW, white



NEUTRAL

BE-GTL10W.01

Glass Push-button II Lite, 1-fold, RGBW, black



NEUTRAL

BE-GTL10S.01S

Glass Push-button II Lite, 1-fold, RGBW, white



NEUTRAL with temperature sensor

BE-GTL1TW.01

Glass Push-button II Lite, 1-fold, RGBW, black



NEUTRAL with temperature sensor

BE-GTL1TS.01S

Glass Push-button II Lite, 1-fold, RGBW, white



UP/DOWN symbol

BE-GTL10W.A1

Glass Push-button II Lite, 1-fold, RGBW, black



UP/DOWN symbol

BE-GTL10S.A1S

Glass Push-button II Lite, 1-fold, RGBW, white



I/O symbol with temperature sensor

BE-GTL1TW.B1

Glass Push-button II Lite, 1-fold, RGBW, black



I/O symbol with temperature sensor

BE-GTL1TS.B1S



New with black housing back

Glass Push-button II Lite, 2-fold

2-fold version
with 2x 2 button operation / 4 sensor surfaces
Integrated bus coupling unit



- Comprehensive application
- New multi-touch function, sends up to 4 values / DPTs on the same or different objects
- Innovative group control with long/extra-long button press
- Push-buttons can be programmed for 1 or 2 button operation
- 1 and 2 button operation for switching, dimming, shutters, values
- Changing of values / scenes with up to 4 values
- Short/long button push with 2 objects
- Slap function with additional switch channel
- Four RGBW status LEDs
- LED brightness controllable via day/night or brightness object
- 4 logic blocks
- Installation in a switch box with included support ring
- Dimensions (W x H): 92 mm x 92 mm

Art. No.

Glass Push-button II Lite, 2-fold, RGBW, white



NEUTRAL

BE-GTL20W.01

Glass Push-button II Lite, 2-fold, RGBW, black



NEUTRAL

BE-GTL20S.01S

Glass Push-button II Lite, 2-fold, RGBW, white



NEUTRAL with temperature sensor

BE-GTL2TW.01

Glass Push-button II Lite, 2-fold, RGBW, black



NEUTRAL with temperature sensor

BE-GTL2TS.01S

Glass Push-button II Lite, 2-fold, RGBW, white



UP/DOWN symbol

BE-GTL20W.A1

Glass Push-button II Lite, 2-fold, RGBW, black



UP/DOWN symbol

BE-GTL20S.A1S

Glass Push-button II Lite, 2-fold, RGBW, white



I/O symbol with temperature sensor

BE-GTL2TW.B1

Glass Push-button II Lite, 2-fold, RGBW, black



I/O symbol with temperature sensor

BE-GTL2TS.B1S

Glass Push-button II Lite, 2-fold, RGBW, white



Version UP/DOWN and I/O symbol with temperature sensor

BE-GTL2TW.C1

Glass Push-button II Lite, 2-fold, RGBW, black



Version UP/DOWN and I/O symbol with temperature sensor

BE-GTL2TS.C1S

Glass Push-button II Lite, 2-fold, RGBW, white



Version I/O and UP/DOWN symbol with temperature sensor

BE-GTL2TW.D1

Glass Push-button II Lite, 2-fold, RGBW, black



Version I/O and UP/DOWN symbol with temperature sensor

BE-GTL2TS.D1S



New with black housing back

Glass Push-button II Lite, 4-fold

Version with 4 sensor surfaces

Integrated bus coupling unit



- Comprehensive application
- New multi-touch function, sends up to 4 values / DPTs on the same or different objects
- Innovative group control with long/extra-long button press
- 1 and 2 button operation for switching, dimming, shutters, values
- Changing of values / scenes with up to 4 values
- Short/long button push with 2 objects
- Slap function with additional switch channel
- Four RGBW status LEDs
- LED brightness controllable via day/night or brightness object
- 4 logic blocks
- Installation in a switch box with included support ring
- Dimensions (W x H): 92 mm x 92 mm

Art. No.

Glass Push-button II Lite, 4-fold, RGBW, white



NEUTRAL

BE-GTL40W.01

Glass Push-button II Lite 4-fold, RGBW, black



NEUTRAL

BE-GTL40S.01S

Glass Push-button II Lite, 4-fold, RGBW, white



NEUTRAL with temperature sensor

BE-GTL4TW.01

Glass Push-button II Lite 4-fold, RGBW, black



NEUTRAL with temperature sensor

BE-GTL4TS.01S



New with black housing back

Art. No.

Glass Push-button II Smart

Version with 6 sensor surfaces, **colour display** and RGB status display

Usable as 4/6/8/12-fold push-button

Integrated bus coupling unit



General functions

- Large, coloured active display to indicate function and status
- Up to 12 functions on 2 or 3 levels (2x6 or 3x4 functions)
- Up to 6 functions without level switching
- Mapping function for convenient function allocation
- Slap function with new range of functions
- Innovative group control with long/extra-long button press
- Extended info display with up to 3 lines and up to 6 measured values
- Push-buttons can be programmed for 1 or 2 button operation
- Symbols and plaintext adjustable for each button / function
- Indication of individual messages / text telegrams (1 bit / 14 byte)
- 1 and 2 button operation for switching, dimming, shutters, values
- Short/long button press with 2 objects
- RGB status of all buttons separately controllable from each level
- Indication of indoor / outdoor temperature and time
- Automatic display brightness via light sensor and day / night object
- No additional power supply required
- Recommended installation height: 1.10 – 1.25m (as push-button)
- Recommended installation height: 1.50 – 1.60 m (as control unit)
- Dimensions (W x H): 92 mm x 92 mm
- Integrated bus coupling unit

Glass Push-button II Smart with temperature sensor

- with temperature sensor to measure room temperature
- Additional functions to set temperature and operating mode
- Application as RTC in combination with AKH Heating Actuator

Glass Push-button II Smart



White

BE-GT20W.02

Glass Push-button II Smart



Black

BE-GT20S.02S

Glass Push-button II Smart with temperature sensor



White

BE-GT2TW.02

Glass Push-button II Smart with temperature sensor



Black

BE-GT2TS.02S



New with black housing back

Glass Central Operation Unit Smart

Version with 6 sensor surfaces, **colour display** and RGB status display

Central control point with up to **24 operating functions**, time switch and integrated room temperature controller

Integrated bus coupling unit



- Large, active colour display (automatic brightness adjustment)
- Four direct operating functions (e.g. present, light, shutter)
- 20 operating functions via menu / time switch (e.g. switching / dimming / shutter / send values / scenes / temperature set points)
- Code lock with 4-6 digits, to lock and unlock the device or alarm activation
- Daily / weekly / astronomical time switch (20 channels each with 6 switching times)
- Holiday function with time period activation
- Automatic holiday calculation
- Comfortable room temperature controller with temp. sensor
- Ventilation control (manual or automatic)
- Visualization of indoor / outdoor temperature, setpoint and time / date
- Visualization of status information / messages (1 bit / 14 byte)
- 6 status LEDs independently controllable
- 6 logic blocks each with 4 inputs
- No additional power supply required
- Installation in a switch box with included support ring
- Dimensions (W x H): 92 mm x 92 mm
- Recommended installation height: 1.60 m

Glass Central Operation Unit Smart with colour display



White

BE-GBZW.01

Glass Central Operation Unit Smart with colour display



Black

BE-GBZS.01S



New with black housing back

Glass Touch Smart, 6 inch

Up to 64 functions at independent levels and up to 12 status displays in standby



- **Multifunctional push-button with capacitive, high-resolution 6-inch TFT-colour display (1440 x 720 Pixel)**
- **High-quality design made of black glass and brushed aluminium**
- Intuitive user interface for straightforward control of room functions
- **Circumferential white orientation light**
- **Up to 64 functions at independent levels and up to 12 status displays in standby**
- Room functions switching, dimming, tuneable white, HSV, RGB, RGBW, sun shading, HVAC
- **Skip function to easily change sides**
- **Equipped with temperature sensor**
- **Integrated room temperature controller for heating and cooling operation**
- Logic functions, scene control, innovative group control
- Visualization of status information / messages (1 bit / 14 byte)
- **Code lock function**
- **Individual customised design according to customer requirements (logo, background picture, design colours)**
- With anti-theft/anti-dismantling protection
- **Installation in a standard switch box (EU, UK, CH, CN)**
- Auxiliary power supply 24-30 V DC
- Integrated bus coupling unit
- **Horizontal or vertical mounting position**
- Dimensions (W x H x D): 92 mm x 160 mm x 14 mm

Art. No.

Glass Touch Smart, 6 inch

Q2 / 24



White

BE-GTS6TW.01

Glass Touch Smart, 6 inch

Q2 / 24



Black

BE-GTS6TS.01

Glass Assortment

Glass Touch Smart Plus, 6 inch

Up to 64 functions at independent levels and up to 12 status displays in standby



- **Multifunctional push-button with capacitive, high-resolution 6-inch TFT-colour display (1440 x 720 Pixel)**
- **High-quality design made of black glass and brushed aluminium**
- Intuitive user interface for straightforward control of room functions
- **Circumferential RGBW background illumination to signal individual operating states, for alarms and as orientation light**
- **Up to 64 functions at independent levels and up to 12 status displays in standby**
- Room functions switching, dimming, tuneable white, HSV, RGB, RGBW, sun shading, HVAC
- **Skip function to easily change sides**
- **Equipped with temperature sensor**
- **Integrated room temperature controller for heating and cooling operation**
- Logic functions, scene control, innovative group control
- Visualization of status information / messages (1 bit / 14 byte)
- **Integrated loudspeaker for acoustical response (button press, signalling of alerts)**
- **Code lock function on up to two levels**
- **Binary inputs for connecting up to two contacts**
- **Individual customised design according to customer requirements (logo, background picture, design colours)**
- With anti-theft/anti-dismantling protection
- **Installation in a standard switch box (EU, UK, CH, CN)**
- Auxiliary power supply 24-30 V DC
- Integrated bus coupling unit
- **Horizontal or vertical mounting position**
- Dimensions (W x H x D): 92 mm x 160 mm x 14 mm

Art. No.

Glass Touch Smart Plus, 6 inch

Q2 / 24



White

BE-GTSP6TW.01

Glass Touch Smart Plus, 6 inch

Q2 / 24



Black

BE-GTSP6TS.01

Glass Room Temperature Controller Smart

Version with active colour display and 4 sensor surfaces

Integrated bus coupling unit



- Active colour display for function and status display
- Background colour w / b and display brightness adjustable
- Display of set and actual temperature
- For indoor temperature control, range -10 to +50 °C
- Selectable temperature controller (PI, two-position, PWM)
- Operation as room temperature extension unit possible
- Simple setpoint adjustment via separate +/- buttons
- 1 bit +/-, 1 byte or 2 byte absolute object for setpoint adjustment
- Setpoint values are stored on bus voltage failure
- Limit values min / max, frost-protection alarm, min / max memory
- Operation mode can be set via bit / byte objects
- Ventilation control by hand or automatic operation
- 14 byte object for plaintext diagnostic
- Installation in a switch box with included support ring
- Dimensions (W x H): 92 mm x 92 mm
- Recommended installation height: 1.60 m

Glass Room Temperature Controller Smart with colour display



White

Art. No. **SCN-RTRGW.02**

Glass Room Temperature Controller Smart with colour display



Black

Art. No. **SCN-RTRGS.02S**

i New with black housing back

Glass LED Indicator

Version with 12 RGB LEDs

Integrated bus coupling unit



- 12 independently switchable RGB LEDs
- Labelling foil to be inserted behind the glass front
- 3 objects for each LED
- 5 states can be set for each LED (value=0, value=1, 2 priority objects, failure of the object)
- 8 logic blocks with 8 inputs each (8 objects)
- 4 modules to compare telegrams
- Brightness in 2 steps adjustable
- Day / night object
- Deactivation / reduction of the brightness
- Object presence/absence
- Drop-out monitoring for objects with report function
- Object with report function (e.g. absence or window opened)
- Installation in a switch box with included support ring
- Dimensions (W x H): 92 mm x 92 mm

Glass LED Indicator



White

Art. No. **SCN-GLED1W.01**

Glass LED Indicator



Black

Art. No. **SCN-GLED1S.01S**

i New with black housing back

Glass Assortment

Glass Push-button Plus, 4-fold

Version with 4 sensor surfaces and LED for operation / status

Surrounding orientation light

Integrated bus coupling unit

BE-GTT4x.01 Additionally with temperature sensor for room temperature measurement



- Push-buttons can be programmed for 1 or 2 button operation
- NO or NC contact operation, operational time of push-button adjustable
- Sending of values, forced operation and switching commands adjustable
- Operation with short / long button push and 2 objects
- **White / red LED for each sensor area**
- **Brightness of LED adjustable in 5 steps via day / night object**
- Operation of dimmer, blinds and shutters, 1 and 2 button operation
- **Labelling foil to be inserted behind the glass front**
- Installation in a switch box with included support ring
- **Supplied with labelling foil**
- Dimensions (W x H): 92 mm x 92 mm

Art. No.

Glass Push-button Plus, 4-fold



White

BE-GT04W.01

Glass Push-button Plus, 4-fold



Black

BE-GT04S.01

Glass Push-button Plus, 4-fold, with temperature sensor



White with temperature sensor

BE-GTT4W.01

Glass Push-button Plus, 4-fold, with temperature sensor



Black with temperature sensor

BE-GTT4S.01

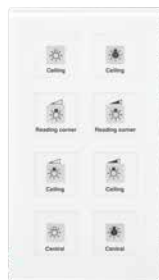
Glass Push-button Plus 8-fold

Version with 8 sensor surfaces and LED for operation / status

Surrounding orientation light

Integrated bus coupling unit

BE-GTT8x.01 Additionally with temperature sensor for room temperature measurement



- Push-buttons can be programmed for 1 or 2 button operation
- NO or NC contact operation, operational time of push-button adjustable
- Sending of values, forced operation and switching commands adjustable
- Operation with short / long button push and 2 objects
- **White / red LED for each sensor area**
- **Brightness of LED adjustable in 5 steps via day / night object**
- Operation of dimmer, blinds and shutters, 1 and 2 button operation
- **Labelling foil to be inserted behind the glass front**
- Installation in two switch boxes with included support rings
- **Supplied with labelling foil**
- Dimensions (W x H): 92 mm x 163 mm

Art. No.

Glass Push-button Plus 8-fold



White

BE-GT08W.01

Glass Push-button Plus 8-fold



Black

BE-GT08S.01

Glass Push-button Plus 8-fold, with temperature sensor



White with temperature sensor

BE-GTT8W.01

Glass Push-button Plus 8-fold, with temperature sensor



Black with temperature sensor

BE-GTT8S.01

Glass cover frame Assortment 55

1-fold / 2-fold / 3-fold versions
 Suitable for 55 mm switch ranges



White/Black

- 1-fold version dimensions (W x H): 92 mm x 92 mm
- 2-fold version dimensions (W x H): 92 mm x 163 mm
- 3-fold version dimensions (W x H): 92 mm x 234 mm

i New with black frame back

Art. No.

Glass cover frame, 1-fold, for 55 mm switch ranges, white



1-fold

BE-GTR1W.01

Glass cover frame, 2-fold, for 55 mm switch ranges, white



2-fold

BE-GTR2W.01

Glass cover frame, 3-fold, for 55 mm switch ranges, white



3-fold

BE-GTR3W.01

Glass cover frame, 1-fold, for 55 mm switch ranges, black



1-fold

BE-GTR1S.01S

Glass cover frame, 2-fold, for 55 mm switch ranges, black



2-fold

BE-GTR2S.01S

Glass cover frame, 3-fold, for 55 mm switch ranges, black



3-fold

BE-GTR3S.01S

Glass Assortment

Glass cover frame Assortment 63

1-fold / 2-fold / 3-fold versions
 Suitable for 63 mm switch ranges



White/Black

- 1-fold version dimensions (W x H): 92 mm x 92 mm
- 2-fold version dimensions (W x H): 92 mm x 163 mm
- 3-fold version dimensions (W x H): 92 mm x 234 mm

i New with black frame back

Art. No.

Glass cover frame, 1-fold, for 63 mm switch ranges, white



1-fold

BE-GTR163W.01

Glass cover frame, 2-fold, for 63 mm switch ranges, white



2-fold

BE-GTR263W.01

Glass cover frame, 3-fold, for 63 mm switch ranges, white



3-fold

BE-GTR363W.01

Glass cover frame, 1-fold, for 63 mm switch ranges, black



1-fold

BE-GTR163S.01S

Glass cover frame, 2-fold, for 63 mm switch ranges, black



2-fold

BE-GTR263S.01S

Glass cover frame, 3-fold, for 63 mm switch ranges, black



3-fold

BE-GTR363S.01S

Presence and Motion Detectors

Motion Detector / Automatic Switch 55

Motion detector with 2 sensors
Suitable for 55 mm switch ranges
Overview p. 45
 Integrated bus coupling unit



- **Motion detector with light sensor and 2 sensors**
- Motion detection angle H 180° / V 15°, coverage 6-10 m Ø
- **Suitable for pets up to 12 kg**
- **Sensitivity separately adjustable for day / night / presence**
- **Detection of movement direction**
- 2 light channels, 1 channel for HVAC and alarm
- Short-time presence to reduce stopping time
- Master / slave function, scenes and logical functions
- **Integrated white LED night light**
- Day / night function, orientation light function
- Block and forced setting functions with release time
- External push-button input for automatic and manual operation
- Installation in a switch box with included support ring
- Recommended installation height: 1.05 - 1.20 m

Art. No.

Motion Detector / Automatic Switch 55, white



matt

SCN-BWM55.02

Motion Detector / Automatic Switch 55, white



Glossy finish

SCN-BWM55.G2

Motion Detector / Automatic Switch 55, black




matt

SCN-BWM5506.02

Motion Detector / Automatic Switch TS 55

Motion detector with 2 sensors
Version with temperature sensor and 2 sensor buttons
Suitable for 55 mm switch ranges
Overview p. 45
 Integrated bus coupling unit



- **Motion detector with light sensor and 2 sensors**
- **Two sensor keys for any function**
- **Temperature sensor for capturing the room temperature**
- Motion detection angle H 180° / V 15°, coverage 6-10 m Ø
- **Suitable for pets up to 12 kg**
- **Sensitivity separately adjustable for day / night / presence**
- **Detection of movement direction**
- 2 light channels, 1 channel for HVAC and alarm
- Short-time presence to reduce stopping time
- Master / slave function, scenes and logical functions
- **Integrated white LED night light**
- Day / night function, orientation light function
- Block and forced setting functions with release time
- External push-button input for automatic and manual operation
- Installation in a switch box with included support ring
- Recommended installation height: 1.05 - 1.20 m

Art. No.

Motion Detector / Automatic Switch TS 55, white



matt

SCN-BWM55T.02

Motion Detector / Automatic Switch TS 55, white



Glossy finish

SCN-BWM55T.G2

Motion Detector / Automatic Switch TS 55, black



matt

SCN-BW-M55T06.02

Art. No.

Motion Detector / Automatic Switch 63

Motion detector with 2 sensors
Suitable for 63 mm switch ranges
Overview p. 45
 Integrated bus coupling unit



Motion Detector / Automatic Switch 63, studio white glossy finish



Studio white glossy finish

SCN-BWM63.02

- **Motion detector with light sensor and 2 sensors**
- Motion detection angle H 180° / V 15°, coverage 6-10 m Ø
- **Suitable for pets up to 12 kg**
- **Sensitivity separately adjustable for day / night / presence**
- **Detection of movement direction**
- 2 light channels, 1 channel for HVAC and alarm
- Short-time presence to reduce stopping time
- Master / slave function, scenes and logical functions
- **Integrated white LED night light**
- Day / night function, orientation light function
- Block and forced setting functions with release time
- External push-button input for automatic and manual operation
- Installation in a switch box with included support ring
- Recommended installation height: 1.05 - 1.20 m

Art. No.

Motion Detector/Automatic Switch TS 63

Motion detector with 2 sensors
Version with temperature sensor and 2 sensor buttons
Suitable for 63 mm switch ranges
Overview p. 45
 Integrated bus coupling unit



Motion Detector / Automatic Switch TS 63, studio white glossy finish



Studio white glossy finish

SCN-BWM63T.02

- **Motion detector with light sensor and 2 sensors**
- **Two sensor keys for any function**
- **Temperature sensor for capturing the room temperature**
- Motion detection angle H 180° / V 15°, coverage 6-10 m Ø
- **Suitable for pets up to 12 kg**
- **Sensitivity separately adjustable for day / night / presence**
- **Detection of movement direction**
- 2 light channels, 1 channel for HVAC and alarm
- Short-time presence to reduce stopping time
- Master / slave function, scenes and logical functions
- **Integrated white LED night light**
- Day / night function, orientation light function
- Block and forced setting functions with release time
- External push-button input for automatic and manual operation
- Installation in a switch box with included support ring
- Recommended installation height: 1.05 - 1.20 m

Presence and Motion Detectors

Art. No.

Mini Presence Detector 360°

Mini Presence detector with 1 sensor
For ceiling installation in 35mm Kaiser
installation box



- Presence detector with light sensor
- 1 sensor with lens for presence detection
- **Coverage presence 3-4 m Ø**
- Switching function depending on brightness and movement
- Brightness value can be read out
- Master / slave function adjustable
- Scene functions
- Day / night function, monitoring with messages
- HVAC control channel (adjustable over a certain period)
- Block and forced setting functions
- Orientation light function for leaving the room
- 35 mm installation box included in delivery (installation depth 45 mm)
- Dimensions (W x H x D): 43 mm x 43 mm x 30 mm
- Integrated bus coupling unit

Mini Presence Detector 360°, flush mounted, white matt finish



White matt finish

SCN-P360D1.01

Art. No.

Presence Detector 360° L2 IP44

Presence Detector with 2 sensors of
protection classification IP44
Version for installation of sensors of
protection in suspended ceilings



- 2 sensors with lens for presence detection
- Adjustable sensitivity and presence sensitivity for day, night and alarm
- **Coverage 9 m Ø, presence 5 m Ø**
- 2 light channels, sensors can be individually evaluated
- 1 HVAC and 1 alarm / notification channel
- Energy saving through efficient control according to demand
- **Short-time presence to reduce stopping time**
- Input for an external push-button with release time
- **Intelligent switching function for automatic / manual operation**
- Block and forced setting functions with release time
- Extensive day / night function with 2nd switching object
- **Integrated white LED night light**
- Orientation light function for leaving the room
- Avoidance of false reports for the alarm channel by reducing the sensitivity and adjustable observation window
- **Protection classification IP44, suitable for damp rooms such as bathrooms**
- Hole installation cut-out diameter 32 mm
- Installation depth: 42 mm
- Integrated bus coupling unit

Presence Detector 360° L2 IP44, white matt finish



White matt finish

SCN-P360L2.03

Presence and Motion Detectors

Art. No.

Presence Detector 360° L3 TS

Presence Detector with 3 sensors and temperature sensor

Version for installation of sensors of protection in suspended ceilings



- 3 sensors with lens for presence detection
- **Adjustable sensitivity and presence sensitivity for day, night and alarm**
- **Coverage 11 m Ø, presence 5 m Ø**
- **3 light channels, sensors can be individually evaluated**
- 1 HVAC and 1 alarm / notification channel
- **Short-time presence to reduce stopping time**
- **Integrated temperature sensor**
- Input for an external push-button with release time
- **Intelligent switching function for automatic / manual operation**
- Block and forced setting functions with release time
- Extensive day / night function with 2nd switching object
- **Integrated white LED night light**
- Orientation light function for leaving the room
- **Avoidance of false reports for the alarm channel by reducing the sensitivity and adjustable observation window**
- Hole installation cut-out diameter 44 mm, installation depth: 41 mm

Presence Detector 360° L3 TS, white matt finish



White matt finish

SCN-P360L3.03

Art. No.

Presence Detector MR16

Presence detector with 3 sensors

With **temperature sensor** and LED night light

Installation in MR16 mounting frame for LED spots



- **New comprehensive application**
- 3 sensors with lens for presence detection
- **Adjustable sensitivity and presence sensitivity for day, night and alarm**
- **Coverage 11 m Ø, presence 5 m Ø**
- **3 light channels, sensors can be individually evaluated**
- 1 HVAC and 1 alarm / notification channel
- **Short-time presence to reduce stopping time**
- **Integrated temperature sensor**
- Input for an external push-button with release time
- **Intelligent switching function for automatic / manual operation**
- Block and forced setting functions with release time
- Extensive day / night function with 2nd switching object
- **Integrated white LED night light**
- Orientation light function for leaving the room
- **Avoidance of false reports for the alarm channel by reducing the sensitivity and adjustable observation window**
- Also usable for swivelling MR16 mounting frame

Presence Detector MR16 360° with 3 sensors



White matt finish

SCN-P360E3.03

Example: Inserted into a MR16 frame (provided by customer)



Presence and Motion Detectors

Art. No.

Presence Detector with 3 sensors

Version for ceiling installation in a switch box

Version with 3 sensors and intelligent **constant light control** for up to 3 light strips



- **Upgraded application**
- 3 sensors with lens for presence detection
- **Adjustable sensitivity and presence sensitivity for day, night and alarm**
- **Coverage 11 m Ø, presence 5 m Ø**
- 3 light channels, sensors can be individually evaluated
- 1 HVAC and 1 alarm / notification channel
- **Short-time presence to reduce stopping time**
- **Intelligent switching function for automatic / manual operation**
- Block and forced setting functions with release time
- Extensive day / night function with 2nd switching object
- **Integrated white LED night light**
- Orientation light function for leaving the room
- **Avoidance of false reports for the alarm channel by reducing the sensitivity and adjustable observation window**

Presence Detector 360° with 3 sensors, white matt finish



3 sensors

SCN-P360D3.03

Presence Detector 360° with constant light control, 3 sensors



3 sensors, constant light control

SCN-P360K3.03

Mounting frame Slimline for SCN-P360x3.03 for surface mounting



Frame for surface mounting

SCN-P360R3.01

Presence Detector 360° with 3 sensors, black matt finish

04 / 24



3 sensors

SCN-P360D306.03

Presence Detector 360° with constant light control, 3 sensors

04 / 24



3 sensors, constant light control

SCN-P360K306.03

Mounting frame Slimline for SCN-P360x3.03 for surface mounting

04 / 24



Frame for surface mounting

SCN-P360R306.01

Presence Detector with 4 sensors

Version for ceiling installation in a switch box

Version with 4 sensors and intelligent **constant light control** for up to 3 light strips



- **Upgraded application**
- 4 sensors with lens for presence detection
- **Adjustable sensitivity and presence sensitivity for day, night and alarm**
- **Coverage 16 m Ø, presence 8 m Ø**
- 4 light channels, sensors can be individually evaluated
- 1 HVAC and 1 alarm / notification channel
- **Short-time presence to reduce stopping time**
- **Intelligent switching function for automatic / manual operation**
- Block and forced setting functions with release time
- Extensive day / night function with 2nd switching object
- **Integrated white LED night light**
- Orientation light function for leaving the room
- **Avoidance of false reports for the alarm channel by reducing the sensitivity and adjustable observation window**

Art. No.

Presence Detector 360° with 4 sensors white matt finish



4 sensors

SCN-P360D4.03

Presence Detector 360° with constant light control, 4 sensors



4 sensors, constant light control

SCN-P360K4.03

Mounting frame Slimline for SCN-P360x4.03 for surface mounting



Frame for surface mounting

SCN-P360R4.01

Presence Detector 360° with 4 sensors, black matt finish

04 / 24



4 sensors

SCN-P360D406.03

Presence Detector 360° with constant light control, 4 sensors

04 / 24



4 sensors, constant light control

SCN-P360K406.03

Mounting frame Slimline for SCN-P360x4.03 for surface mounting

04 / 24



Frame for surface mounting

SCN-P360R406.01

Presence and Motion Detectors

Combi Presence Detector 360°

Version for ceiling installation in a switch box

Version with 3 sensors and **constant light control** for up to 3 light strips

KNX Combi Presence Detector 360° with room climate sensors



- Passive infrared presence detector with 3 sensors for ceiling installation
- Constant light control for up to 3 light strips
- **Sensors for CO₂ and VOC mixed gas concentration, relative humidity and temperature**
- Upper and lower threshold value adjustable for each measured value
- **Visualisation of the air quality by means of an internal RGB LED**
- **Air-quality lamp function adjustable to CO₂ or VOC sensor with 4 colour channels and adjustable 1 bit / scene / RGB or HSV output objects**
- Detection area 360°, coverage Ø 11 m, presence Ø 5 m
- 1 HVAC and 1 alarm / notification channel
- Adjustable sensitivity and presence sensitivity for day, night and alarm
- Short-time presence to reduce stopping time
- Block and forced setting functions with release time
- **Air-quality control function adjustable as step / PI controller for CO₂ or VOC sensor**
- **Integrated room temperature controller with externally adjustable setpoint and selectable control parameters**

Art. No.

Combi-Presence Detector 360° with room climate sensors

Q4 / 24



White matt finish

SCN-KP360K301.03

Slimline mounting frame for SCN-KP360K301.03

Q4 / 24



Frame for surface mounting

SCN-KP360R301.01

Combi-Presence Detector 360° with room climate sensors

Q4 / 24



Black matt finish

SCN-KP360K306.03

Slimline mounting frame for SCN-KP360K306.03

Q4 / 24



Frame for surface mounting

SCN-KP360R306.01

Art. No.

Glass Presence Detector

Version for ceiling installation in a switch box

With temperature sensor

SCN-G360K3.03

Version with 3 sensors and intelligent **constant light control** for up to 3 light strips



- **Upgraded application**
- White glass front, **integrated temperature sensor**
- 3 sensors with lens for presence detection
- **Adjustable sensitivity and presence sensitivity for day, night and alarm**
- **Coverage 11 m Ø, presence 5 m Ø**
- 3 light channels, sensors can be individually evaluated
- 1 HVAC and 1 alarm / notification channel
- **Short-time presence to reduce stopping time**
- **Intelligent switching function for automatic / manual operation**
- Block and forced setting functions with release time
- Extensive day / night function with 2nd switching object
- **Integrated white LED night light**
- Orientation light function for leaving the room
- **Avoidance of false reports for the alarm channel by reducing the sensitivity and adjustable observation window**

Glass Presence Detector 360° with 3 sensors, white



3 sensors

SCN-G360D3.03

Glass Presence Detector 360° with constant light control, 3 sensors, white



3 sensors, constant light control

SCN-G360K3.03

MDT Mounting Frame Slimline for SCN-P360x3.03



Frame for surface mounting

SCN-P360R3.01

Brightness Sensor / Controller

Brightness Sensor with constant light control

Ceiling installation in 35mm Kaiser installation box



- **Brightness sensor with constant light control to control up to 3 light strips**
- Brightness value can be read out
- Orientation light function (brightness and time adjustable)
- Day / night mode with separate settings
- **35 mm installation box included in delivery (installation depth 45 mm)**
- Dimensions (W x H x D): 43 mm x 43 mm x 30 mm
- Integrated bus coupling unit

Art. No.

Brightness Sensor/Controller with constant light control, flush mounted



Ceiling installation

SCN-LSD01.01



System devices

In addition to actuators and sensors, each KNX system includes devices which manage functions for the complete system. These so-called system components are represented in our portfolio with a series of products. They include, for example, the bus power supply, which supplies all devices on a line with energy, or the time switch, which allows for time-dependent control of a wide range of devices such as your shutters. The new MDT Time Switch has an integrated automatic bank holiday calculation to ensure that your shutters are not opened on public holidays at the time you usually get up.

Hacker attacks on smart buildings are increasing, and our range therefore includes products that protect your KNX system. The MDT Line Coupler and the MDT Safety Module protect your KNX system against unauthorised access. For example, the Line Coupler can connect the line for the outdoor area with the line for indoors while blocking attempted control commands from outdoors. The MDT Safety Module prevents all connection-related access from the ETS in the KNX line, such as the programming and the discharging of the bus devices. It is possible to deactivate the safety technology using the control buttons on the LED display and/or with the safety password via telegram.

Highlights of the MDT system devices

KNX Power Supplies for projects of any size

Independent of the project size, we have the matching KNX bus power supply for your project. Choose a suitable power supply with the diagnostic function in the range from 640 mA to 1280 mA or without diagnostic function from 160 mA to 640 mA. If a higher level of reliability is required the range includes a redundant KNX power supply 640 mA with diagnostic function.

KNX Time Switch for easy programming of various functions

The switching times of the KNX Time Switch can be easily programmed via the ETS. The automatic bank holiday calculation also saves you a lot of programming time. In total it is possible to set up 20 channels, for example with the MDT shutter function.

KNX Logic Module for a unique range of functions

Our MDT Logic Module allows you to choose from 17 different functions, which you can use for the 24 integrated, independent function blocks. This makes your KNX project even smarter.

KNX safety for your projects

With the MDT Safety Module, you increase the protection of the KNX installation. A manipulation of the programmed products over the outside line is no longer possible. The MDT Router and the MDT IP Interface are equipped with KNX Data Secure to prevent unauthorised access from an external source.



SCN-RTC20.02

Bus Power Supplies

Bus power supply STV

Bus power supply units STV, versions 160 mA / 320 mA / 640 mA



- KNX bus power supply with integrated choke
- Mains voltage 230V AC
- **Short-circuit-proof**
- **Overload safe**
- Temperature control with shutdown on over temperature
- LED indicator for bus reset, normal operation and bus overload

STV-0160.02 / bus power supplies 160 mA, nominal current 160 mA, continuous current 240 mA, peak current 320 mA

STV-0320.02 / bus power supplies 320 mA, nominal current 320 mA, continuous current 480 mA, peak current 640 mA

STV-0640.02 / bus power supplies 640 mA, nominal current 640 mA, continuous current 960 mA, peak current 1200 mA
With additional choke-free output

Art. No.

Bus power supply, 2SU MDRC, 160 mA



160 mA

STV-0160.02

Bus power supply, 2SU MDRC, 320 mA



320 mA

STV-0320.02

Bus power supply, 4SU MDRC, 640 mA



640 mA

STV-0640.02

Power supply STV, 750 mA

Power supply 24 V DC with a continuous current of 750 mA



- SELV Power supply 24V DC for **general** purpose
- Power supply for 24 V binary inputs, window contacts, etc.
- Suited for VisuControl Touchpanel
- Mains voltage 230V AC
- Short-circuit-proof

Art. No.

Power supply, 4SU MDRC, 24 VDC SELV, 750 mA



750 mA

STV-0024.01

Bus Power Supplies

Bus power supply STC with diagnostic function

Bus power supplies STC with diagnostic function, versions 640 mA / 960 mA / 1280 mA



- KNX bus power supply with integrated choke
- Mains voltage 230V AC
- **Short-circuit-proof, overload safe**
- With additional choke-free output
- **Integrated bus coupling unit with diagnostic function:**
 - Bus voltage, bus current, bus overload
 - Mains voltage failure / return
 - All events are stored with time stamp in a ring buffer
 - Read out of the ring buffer by 14 byte telegram
 - Safety function for detecting a failed device in the line

STC-0640.01 / bus power supplies with diagnostic function 4SU MDRC, 640 mA, nominal current 640 mA, continuous current 960 mA, peak 1200 mA

STC-0960.01 / bus power supplies with diagnostic function 6TE MDRC, 960 mA, nominal current 960 mA, continuous current 1280 mA, peak 1600 mA

STC-1280.01 / bus power supplies with diagnostic function 6TE MDRC, 1280 mA, nominal current 1280 mA, continuous current 1600 mA, peak 1900 mA

Art. No.

Bus power supply with diagnostic function, 4SU MDRC, 640 mA



640 mA

STC-0640.01

Bus power supply with diagnostic function, 6SU MDRC, 960 mA



960 mA

STC-0960.01

Bus power supply with diagnostic function, 6SU MDRC, 1280 mA



1280 mA

STC-1280.01

Redundant Bus Power Supply STR

Redundant bus power supplies STR with diagnostic function.
Nominal current 640 mA
Continuous current 960 mA
Peak 1200 mA



- KNX bus power supply with integrated choke
- **Two integrated power supplies for redundancy**
- Mains voltage 2x 230 V AC (separate RCD circuits possible)
- **If one mains voltage or one of the internal power supplies fails, the KNX bus voltage maintains its stability through the second power supply**
- Failure message by a telegram
- **Short-circuit-proof**
- **Overload safe**
- With additional choke-free output
- **Integrated bus coupling unit with diagnostic function:**
 - Bus voltage, bus current, bus overload
 - Mains voltage failure / return
 - All events are stored with time stamp in a ring buffer
 - Read out of the ring buffer by 14 byte telegram
 - Safety function for detecting a failed device in the line

Art. No.

Redundant Bus Power Supply with diagnostic function to increase operation reliability, 6SU MDRC, 640 mA



640 mA

STR-0640.01

Line Coupler

MDRC device



- Line coupler to connect two KNX lines to each other
- **Supports KNX Data Secure (from ETS 5.7.2)**
- **Supports extended group addresses**
- **Segment coupler functionality (revision R6.0, ETS6)**
- Reliable due to electrical isolation between the lines
- Separate bus power supply for each line required
- Filter functions to reduce bus load
- Quick application download (long frame support from ETS 5)

Line Coupler with Data Secure, 2SU MDRC



2SU MDRC

SCN-LK001.03

IP Interface

With email and time server functions



- To enable bidirectional communication between PC and the KNX bus via TCP/IP
- 4 simultaneous connections possible
- Programming the KNX bus via TCP/IP
- **Power supply by KNX bus, no external bus power supply required**
- **Encrypted transmission for sending emails**
- **Time server functions to send time and date on the KNX bus**
- **Firmware can be updated**
- **Supports extended group addresses**
- **KNX IP Secure and KNX Data Secure (from ETS 5.7.2)**
- **Secure access to the KNX bus through IP Secure with security key**
- Quick application download (long frame support from ETS 5)

IP Interface with IP Secure and Data Secure, 2SU MDRC



2SU MDRC

SCN-IP000.03

IP Router

With email and time server functions



- To enable bidirectional communication between PC and the KNX bus via TCP / IP
- **KNX IP Secure and KNX Data Secure (from ETS 5.72)**
- Secure access to the KNX bus through IP Secure with security key
- **With KNX line coupler functionality**
- **Supports extended group addresses**
- **Programming the KNX bus via TCP / IP**
- 4 simultaneous connections possible
- **Segment coupler functionality ready (revision R4.0)**
- **Power supply by KNX bus, no external bus power supply required**
- Encrypted transmission for sending emails
- **Time server functions** to send time and date on the KNX bus
- **Firmware can be updated**
- Quick application download (long frame support from ETS 5)

Art. No.

IP Router Line coupler with IP Secure and Data Secure, 2SU MDRC



2SU MDRC

SCN-IP100.03

USB Interface

MDRC device



- To enable bidirectional communication between PC and KNX bus via USB
- Fully compatible with ETS 4/5/6
- **Supports PC sleep mode**
- **Firmware can be updated**
- Quick application download (long frame support from ETS 5)

Art. No.

USB Interface, 2SU MDRC



2SU MDRC

SCN-USBR.02

Logic Module

MDRC device, with 4 free-to-use LED indicators
24 independent function blocks



- **24 independent function blocks assignable:**
- Universal logic with up to 5 conditions
- Logic gates with (AND,OR /XOR), each with 8 inputs
- Cyclical sending or querying of values
- Sending or polling of values after bus voltage return
- Value storage if the bus voltage fails
- Monitoring of telegrams
- Filter functions
- Multiplexer / partition control
- Converting of data point types
- Comparison of temperature / values
- Time functions, follow-up control with ventilation
- Min / Max / Average value
- Universal calculator
- Conversion to PWM
- Telegram multiplier / sequencer
- 4 LEDs for internal and external objects

Logic Module



2SU MDRC

SCN-LOG1.02

Safety Module

MDRC device



- **Increases the safety of the protected line inside and outdoors and protects against manipulations**
- Easy retrofitting in existing KNX installations
- **Blocks the connection and prevents the programming and discharging of KNX devices within the line**
- Safety function is started automatically after bus voltage recovery and/or programming of the safety module
- Safety function can be temporarily disabled by pressing the button on the device or via 14 byte telegram
- Safety function for detecting a failed device in the line
- Active or passive monitoring of up to 100 KNX devices
- Alarm is stored as plaintext message in the internal ring memory
- Quick application download (long frame support from ETS 5)

Safety Module, 2SU MDRC



2SU MDRC

SCN-SAFE.01

Art. No.

Modbus Gateway RTU485

Version for bidirectional data exchange between Modbus RTU and KNX units.



- KNX Modbus Gateway RTU485 with up to 200 freely configurable channels.
- Can be used as a Modbus master or slave
- Slave ID can be selected separately for each channel
- **Simple scaling settings using mathematical functions**
- **Value range conversions can be set for each channel**
- **Multi read functionality on the Modbus side**
- **Read / write function with 2 objects per channel**
- Value comparator blocks with 4 comparison values and operations each
- **Message texts for displaying the unit status**
- Universally applicable, supports a wide range of Modbus and KNX data types
- **No extra Modbus power supply necessary. Power is supplied through the KNX connection**
- Modbus / KNX galvanically isolated
- Development and production in Engelskirchen

KNX Modbus Gateway RTU485, 2TE MDRC



2SU MDRC

SCN-MBGRU.01

Modbus Gateway TCP

Version for bidirectional data exchange between Modbus TCP and KNX units.



- KNX Modbus Gateway TCP with up to 200 freely configurable channels
- Can be used as a Modbus master or slave
- Slave ID can be selected separately for each channel
- **Simple scaling settings using mathematical functions**
- **Value range conversions can be set for each channel**
- **Multi read functionality on the Modbus side**
- **Read / write function with 2 objects per channel**
- Value comparator blocks with 4 comparison values and operations each
- **Message texts for displaying the unit status**
- Universally applicable, supports a wide range of Modbus and KNX data types
- Development and production in Engelskirchen

Modbus Gateway TCP, 2SU, MDRC



2SU MDRC

Art. No.

06 / 24

SCN-MBGTCP.01

Time switch

Time Switch with day / week / astro switching function

MDRC device



- Time switch with 20 channels (8 switch times for each channel)
- Switching times adjustable via ETS and on the device
- Day / week / astro switching function, power reserve
- **Automatic holiday calculation**
- Output objects for date / time (master)
- Date / time adjustable via bus (slave)
- Special channel for day / night function
- **Control of height and slat for shutter function per channel**
- **Output objects for azimuth and elevation angle**
- **Protection against unauthorized access by code lock function**
- **Switching time repetition adjustable per channel**
- Cyclic transmission in normal mode
- Threshold comparator from 1-4 bytes
- 8 logic blocks with 4 inputs each

Time Switch, 20-channel with active colour display, 4SU MDRC



4SU MDRC

SCN-RTC20.02

WAGO Bus Connector

Black / red, for solid conductors with a conductor diameter of 0.6 - 0.8 mm



- For connecting KNX bus devices to the KNX bus line
- For connecting up to 4 KNX bus lines
- No interruption of the KNX bus connection when replacing devices
- **Conductor diameter 0.6 - 0.8 mm (solid conductors)**
- Stripping length 5 - 6 mm
- Bus terminal 2-pole with 4 plug-in connections each

KNX Bus Connector WAGO VPE 50 units



Black/red

ZBUSKLE



Weather Sensors

Weather Station Home

For outdoor installation on wall or pole
Integrated bus coupling unit



- 3 channels for sun protection to control blind / shutter
- Sun protection for up to 3 facades
- Offers comprehensive functions to control facades (2 switching thresholds, teach-in function)
- Central shutter control for up / down via brightness value (with time delay)
- Brightness value for east, south, west, twilight
- Generates a day / night object
- Wind speed value, alarm if wind speed exceeds limit
- Temperature value
- Suitable for controlling facades at home
- Installation on wall or pole
- 5 m connection cable
- No additional power supply required

Art. No.

Weather Station Home



SCN-WS3HW.01

Rain Sensor

For outdoor installation, with fastening bracket
Integrated bus coupling unit



- Automatic heating to keep the sensor area dry
- Heating operation by choke-free output, STV-640 / STC series or external 24 V DC power supply
- Current consumption of heating is less than 100 mA
- 5 m connection cable
- Stainless fastening bracket included in delivery
- Dimensions (W x H x D): 67 mm x 67 mm x 29 mm

Art. No.

Rain Sensor



SCN-RS1R.01

Twilight sensor / Temperature sensor KNX

KNX twilight sensor / temperature sensor to measure and evaluate the outside brightness and outside temperature
Integrated bus coupling unit



- Light sensor to register twilight and brightness
- Temperature sensor to measure the outside temperature
- Two threshold values can be set for each measured value
- Adjustable ON/OFF switching delay per threshold value
- Day / night function object
- Twilight value range 10 - 1000 Lux
- Temperature range -30 to +50 °C
- Protection classification: IP 44
- Dimensions: 50 mm x 77 mm x 21 mm (W x H x D)

Art. No.

Twilight sensor / Temperature sensor KNX



SCN-DTSEN1.01

Leakage sensor KNX

Leakage sensor for detecting water leakage
Integrated bus coupling unit



- Floor sensor for detecting water leakage and seepage
- Reliable detection of conductive liquids by means of electrolytic AC voltage measurement
- Alarm channel for control/signalling
- Optical alarm
- Adjustable ON/OFF switching delay
- Optional reset via object or automatically
- Length of connection cable: 1.40 m
- Protection classification: IP 66
- Dimensions: Ø 70 mm x 24 mm

Art. No.

Leakage sensor KNX



SCN-LSEN1.01

Temperature Controller

Room temperature controller

MDRC device



- Selectable temperature controller (PI, two-position, PWM)
- **Temperature measurement by separate KNX temperature sensors**
- **Temperature range 7-35 °C**
- Limit values min / max (1-40 °C)
- Frost / heat protection alarm (1-40 °C)
- Min / max memory
- Cyclical sending adjustable
- Day- / night- / frost- / heat-protection operation, cooling function
- Status feedback by HVAC and RHCC status objects
- Operation mode can be set via bit / byte objects
- Setpoint value via visualization, e.g. MDT VisuControl

Art. No.

Room Temperature Controller 8-fold, 2SU MDRC



8-fold

SCN-RT8REG.02

Temperature Controller / Sensor, flush mounted

For installation in the switch box



- To measure the indoor / outdoor temperature
- Temperature measurement by separate PT1000 sensors
- Selectable temperature controller (PI, two-position, PWM)
- Limit values min / max, frost- / heat-protection alarm, min / max memory
- Cyclical sending adjustable
- Day- / night- / frost- / heat-protection operation, cooling function
- Status feedback by HVAC and RHCC status objects
- Operation mode can be set via bit / byte objects
- Setpoint value via visualization, e.g. MDT VisuControl
- For installation in the switch box
- Dimensions (W x H x D): 41 mm x 41 mm x 12 mm

Accessories:

- Temperature Sensor PT1000, standard, 1 m, SCN-PTST1.01;
- Temperature Sensor PT1000, standard, 3 m, SCN-PTST3.01;
- Temperature Sensor PT1000 for surface mounting, SCN-PTAN3.01;
- Temperature Sensor PT1000 for ceiling mounting, SCN-PTDE.01

Art. No.

Temperature Controller / Sensor, 2-fold, flush mounted



2-fold

SCN-RT2UP.01

Temperature Controller / Sensor, 4-fold, flush mounted



4-fold

SCN-RT4UP.01

Temperature Controller

Temperature Controller/Sensor, surface mounted

Surface mounted device for PT1000 sensors,
up to 12m cable length
Temperature range -20 to +100 °C
Integrated bus coupling unit



- 6-fold temperature sensor for HVAC, integrated controller
- Selectable temperature controller (PI, two-position, PWM)
- Temperature measurement by separate PT1000 sensors
- Limit values min / max, frost- / heat-protection alarm, Min / max memory
- Cyclical sending adjustable
- Day- / night- / frost- / heat-protection operation, cooling function
- Status feedback by HVAC and RHCC status objects
- Operation mode can be set via bit / byte objects
- Setpoint value via visualization, e.g. MDT VisuControl
- Surface mounted wiring box

Accessories:

- Temperature Sensor PT1000 standard 1 m SCN-PTST1.01
- Temperature Sensor PT1000 standard 3 m SCN-PTST3.01
- Temperature Sensor PT1000, surface mounting SCN-PTAN3.01
- Temperature Sensor PT1000, ceiling installation SCN-PTDE.01

Art. No.

Temperature Controller/Sensor, 6-fold, surface mounted



6-fold

SCN-RT6AP.01

Temperature Sensor

Temperature sensor for
different mounting types



- Temperature Sensor PT1000, standard, 1 m cable, dimension: 4 mm x 30 mm
- Temperature Sensor PT1000, standard, 3 m cable, dimension: 6 mm x 50 mm
- Temperature Sensor PT1000 for surface mounting, 3 m cable, dimension: 15 mm x 22 mm
- Temperature Sensor PT1000 for ceiling installation, cut-out dimension: 23 mm, depth: 28 mm

Art. No.

Temperature Sensor PT1000, standard, cable length 1 m



SCN-PTST1.01

Temperature Sensor PT1000, standard, cable length 3 m



SCN-PTST3.01

Temperature Sensor PT1000, surface mounting, cable length 3 m



SCN-PTAN3.01

Temperature Sensor PT1000, ceiling installation



SCN-PTDE0.01



Visualisations

As a manufacturer, our range includes various products that you can use to control your smart home. In addition to control via push-buttons or a central operation unit, you can also control the components in your smart home via a visualisation. In this case all data and control options are clearly displayed on an interface. The output medium can either be the MDT VisuControl Glass Touchpanel recessed into the wall, an iOS or an Android device, if the MDT Object server VisuControl Easy II is used.

In addition to basic functions such as switching, dimming and shutters / roller shutters, you also have a wide range of scenes and diagram functions available.

Our customers can incorporate their own graphics and images in order to design the individual screen pages. Comprehensive day / week / month / year switching functions and astro switching functions can be achieved with the integrated time switch.

Measurements such as temperature, wind speed or any switching statuses can be recorded in the internal memory or directly on a USB / SD card (data logger). You can then export these recorded datasets and process them using an external application (e.g. Excel).

Highlights of the MDT visualisations

KNX VisuControl App for managing and controlling several smart buildings

The free MDT App can be used to manage up to four VisuControl Object Servers. This provides a central overview and control, for example, for building complexes consisting of up to four parts.

KNX VisuControl Object Server for quick and easy set-up

You can configure our Object Server directly in the ETS; it does not require any additional set-up via a separate visualisation. The display via the MDT App already uses the responsive design, i.e. it adjusts automatically to the smartphone / tablet and to iPhone / iPad and does not require further configuration.



VC-EASY.03

VisuControl II for KNX App

Available free of charge in the Android und iOS Store

To visualise the current building status and to control building functions via an Android/iOS App

This app offers you an easy and cost-effective way to control and visualise your building. The VisuControl Easy II object server connects your KNX bus system to your mobile Android or Apple device.

The app displays the current conditions of open windows, temperatures and operating states.

The user interface can be sorted by functions and areas and is available in 2 different designs (black & white).

- **Automatically adapted to Smartphone and Tablet view (Android and Apple)**
- **The app supports multiple object servers**
- **Integrated VPN support**

VisuControl II for KNX is available free of charge in the Google Play Store and the iOS Store.

VisuControl II for KNX App iOS / Android



App Smartphone / Tablet

-



Play Store



App Store

Art. No.

Object Server VisuControl Easy II

To visualise the current building status and to control building functions via the Android and iOS app.

VisuControl II for KNX is available free of charge in the Google Play Store and the iOS Store.

The app is suitable for smartphones and tablets and automatically adjusts to the view required.



Object server VisuControl Easy II, 2TE MDRC, with Android or iOS App



2SU MDRC

VC-EASY.03

- Visualisation and operation of lighting, shutters, room temperature, status, scenes, media data, weather data and more
- **Up to 200 functions can be visualised**
- Individual arrangement in rooms, zones or groups
- **Separate Status Object**
- HSV or RGB colour control
- Graphical user interface is created automatically
- **Up to 4 IP cameras per object server**
- **IP-Secure enabled**
- **Connection of the MDT time switch**
- **Recording and display of data in up to 8 diagrams**
- Integrated VPN support
- **IP interface (4 connections at the same time, bus programming)**
- Email function for sending messages and status reports
- Time server for sending the date / time to the KNX bus
- Logic functions for group indicators
- Secure data transfer between object server and app
- The app supports multiple object servers
- **Easy configuration with ETS 5/6 without additional Software**
- Power supply via KNX bus, no external power supply required

New functions in version 1.4

- Tuneable white, colour temperature control
- Colour picker also for HSV objects
- Status display with three statuses
- Fixed value (1 bit) without status, e.g. for central on/off

i New version 1.4 in Q2/2024

Visualisations

Touchpanel VisuControl, 7" / 17.7 cm

Touchpanel to visualize current building status and to control building functions



- **Capacitive glass touch display with LED backlight**
- User interface individually adjustable
- Switching and dimming, shutter/blind control
- Remote access via PC, iPad, iPhone, Android
- **VisuControl for KNX app available for free in the App store**
- Alarm indication
- Displaying trends
- Forwarding of information via email
- **VisuControl lite software and demo projects included**
- 24V DC power supply required (e.g. STV-0024.01)
- Integrated bus coupling unit

Art. No.

Touchpanel VisuControl, Size 7" / 17.7 cm



7" / 17.7 cm

VC-0701.04

Accessories for VisuControl 7" Touchpanel / 17.7 cm

Glass cover frame white

- For Touchpanel VisuControl 7" / 17.7 cm
- Dimensions (W x H): 247 mm x 190 mm

Glass cover frame black

- For Touchpanel VisuControl 7" / 17.7 cm
- Dimensions (W x H): 247 mm x 190 mm

Cover frame brushed stainless steel look

- For Touchpanel VisuControl 7" / 17.7 cm
- Dimensions (W x H): 244 mm x 198 mm

Flush mounted metal installation box

- For Touchpanel VisuControl 7" / 17.7 cm
- Dimensions (W x H x D): 213 mm x 171 mm x 84 mm

Power supply, 4SU MDRC

- Output voltage 24 V DC SELV
- Continuous current 750 mA

Cable set

- For Touchpanel VisuControl 7" / 17.7 cm
- To connect an RJ45 connector to a network installation cable

Software VisuControl Pro

- For individual programming of the VisuControl touchpanel (VisuControl lite software is already included in the scope of delivery)

Art. No.

Glass cover frame, white, 7" / 17.7 cm



Glass cover frame white

VCB-07WS.04

Glass cover frame, black, 7" / 17.7 cm



Glass cover frame black

VCB-07SW.04

Cover frame brushed stainless steel look 7" / 17.7 cm



Cover frame brushed stainless steel look

VCB-07SI.04

Flush mounted metal installation box 7" / 17.7 cm



Flush mounted metal installation box

VCG-UP07.01

Power supply, 4SU MDRC, 24 V DC SELV, 750 mA



Power supply MDRC

STV-0024.01

Cable set for network connection, 7" / 17.7 cm

Cable set

VCZ-AD07.01

Software VisuControl Pro

Software VisuControl Pro

VCS-PRO.04

Touchpanel VisuControl, 10" / 25.6 cm

Touchpanel to visualize current building status and to control building functions



- **Capacitive glass touch display with LED backlight**
- User interface individually adjustable
- Switching and dimming, shutter/blind control
- Remote access via PC, iPad, iPhone, Android
- **VisuControl for KNX app available for free in the App store**
- Alarm indication
- Displaying trends
- Forwarding of information via email
- **VisuControl lite software and demo projects included**
- 24V DC power supply required (e.g. STV-0024.01)
- Integrated bus coupling unit

Art. No.

Touchpanel VisuControl, Size 10" / 25.6 cm



10" / 25.6 cm

VC-1001.04

Accessories for Touchpanel VisuControl 10" / 25.6 cm

Glass cover frame white

- For Touchpanel VisuControl 10" / 25.6 cm
- Dimensions (W x H): 318 mm x 237 mm

Glass cover frame black

- For Touchpanel VisuControl 10" / 25.6 cm
- Dimensions (W x H): 318 mm x 237 mm

Cover frame brushed stainless steel look

- For Touchpanel VisuControl 10" / 25.6 cm
- Dimensions (W x H): 314 mm x 233 mm

Flush mounted metal installation box

- For Touchpanel VisuControl 10" / 25.6 cm
- Dimensions (W x H x D): 275 mm x 189 mm x 76 mm

Power supply, 4SU MDRC

- Output voltage 24 V DC SELV
- Continuous current 750 mA

Cable set

- For Touchpanel VisuControl 10" / 25.6 cm
- To connect an RJ45 connector to a network installation cable

Software VisuControl Pro

- For individual programming of the VisuControl touchpanel (VisuControl lite software is already included in the scope of delivery)

Art. No.

Glass cover frame white 10" / 25.6 cm



Glass cover frame white

VCB-10WS.04

Glass cover frame black 10" / 25.6 cm



Glass cover frame black

VCB-10SW.04

Cover frame brushed stainless steel look 10" / 25.6 cm



Cover frame brushed stainless steel look

VCB-10SI.04

Flush mounted metal installation box 10" / 25.6 cm



Flush mounted metal installation box

VCG-UP10.04

Power supply, 4SU MDRC, 24 V DC SELV, 750 mA



Power supply MDRC

STV-0024.01

Cable set for network connection, 10" / 25.6 cm


Cable set

VCZ-AD10.01

Software VisuControl Pro

Software VisuControl Pro

VCS-PRO.04



Wireless technology KNX RF+

Thanks to wireless communication, with the MDT KNX RF+ devices you can now also retrofit existing buildings with the convenient KNX system without laborious chiselling work for the cabling. Existing KNX bus systems can also be expanded with the wireless components if, for example, it is not that easy to equip new installation points with a bus cable. In order to do this, the KNX RF+ devices are connected to the KNX system via MDT RF+ Wireless Line Couplers. As usual, the programming is carried out in the ETS.

The MDT KNX RF+ Push-Buttons/Glass Push-Buttons with integrated Switch Actuator replace a conventional 230 V switch. They are easily installed into the existing switch box and powered from the normal 230 V grid, batteries are not required. The wireless products then establish the connection to the KNX bus system via KNX RF+. In this case, each device can be used as a repeater in order to create good reception quality right through to the most hidden corners.

Highlights of the MDT KNX RF+ products

Easy retrofitting with KNX Wireless

With the KNX wireless components, there is no need for chiselling work for subsequent cabling. In existing buildings, this means that the products can be easily and quickly retrofitted to modernise the facilities. For example, conventional switches can be replaced with KNX RF+ Push-Buttons with integrated 2-fold switching actuator (neutral wire required).

MDT KNX RF+ products act as a repeater

In addition to its normal function, every KNX product from our RF+ Wireless range also acts as a repeater. This means that with sufficient wireless products it is possible to build a stable network.

MDT KNX RF+ is sustainable

Our MDT RF+ devices are powered from the 230 V grid; batteries are not needed.

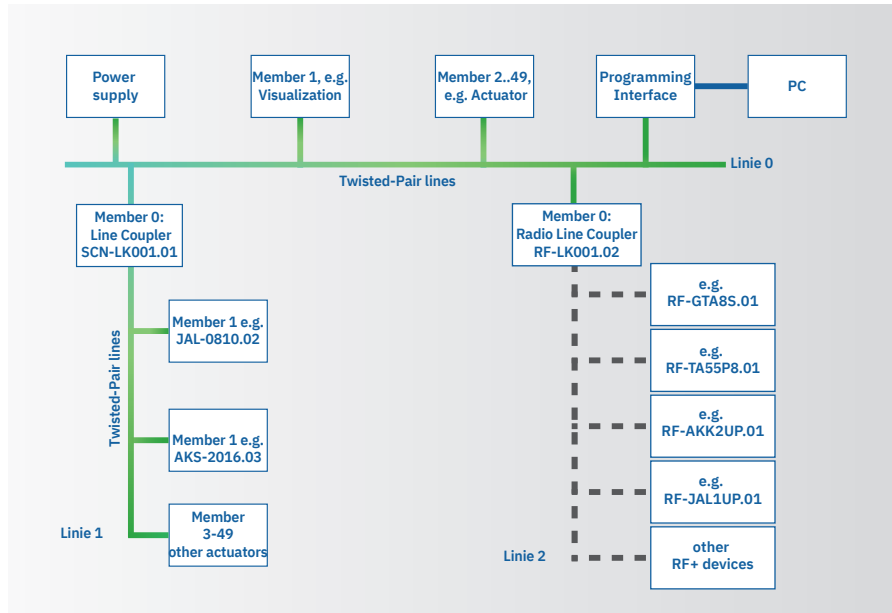


RF-LK001.03

KNX RF+ Wireless Devices

Overview

The following illustration shows an overview of how integration of KNX RF+ devices into a KNX installation could look:



The topology at the installation of KNX RF+ devices is in principle the same as using normal TP devices. A KNX RF+ Wireless Line Coupler is required to couple the TP line to the RF+ line. Every TP Line must have its own bus power supply. There is no limitation of 64 devices per line for the KNX RF+. Only the bus load at the radio channel is the limitation for the size of installations. The MDT KNX RF+ devices work without battery and can be connected directly to 230V AC.

KNX RF+ Wireless Line Coupler

Integrated bus coupling unit
For operation inside the EU, 868 MHz



- KNX RF+ Wireless Line Coupler to connect MDT KNX RF+ devices, e.g. MDT Push-button RF+ or MDT Glass Push-button RF+.
- **New KNX RF+ protocol in system mode.**
- **Segment coupler functionality (ETS6)**
- Commissioning from ETS5
- Compatible with the new KNX RF+ wireless specification.
- Filter functions to reduce bus load.
- Installation in a switch box.
- Dimensions (W x H x D): 41 mm x 41 mm x 22 mm.
- Integrated bus coupling unit.

Art. No.

KNX RF+ Wireless Line Coupler flush mounted



RF-LK001.03

KNX RF+ Wireless Glass Push-button Plus 4-fold

Version with 4 sensor surfaces and LED for operation / status
 Surrounding orientation light
 Current max. 10 A ohmic load, 10 A at 14 µF / 2 ECG
 For operation inside the EU, 868 MHz



- **KNX RF+ protocol in system mode**
- Commissioning from ETS 5
- **With temperature sensor to measure room temperature**
- Push-buttons can be programmed for 1 or 2 button operation
- NO or NC contact operation, operational time of push-button adjustable
- Sending of values, forced operation and switching commands adjustable
- Operation with short / long button push and 2 objects
- Operation of dimmer, blinds and shutters, 1 and 2 button operation
- Can be set as 2-fold switching actuator or 1-fold shutter actuator
- Connection via MDT KNX RF+ Wireless Line Coupler
- **Surrounding orientation light with day / night object**
- **Labelling foil to be inserted behind the glass front**
- **To upgrade your installation without installing KNX bus cables**
- Power supply 230V AC
- Installation in switch box with included support ring, delivery with labelling foil
- Dimensions (W x H): 92 mm x 92 mm

Art. No.

KNX RF+ Wireless Glass Push-button Plus 4-fold with actuator



White

RF-GTT4W.01

KNX RF+ Wireless Glass Push-button Plus 4-fold with actuator



Black

RF-GTT4S.01

KNX RF+ Wireless Glass Push-button Plus, 8-fold

Version with 8 sensor surfaces and LED for operation / status
 Surrounding orientation light
 Current max. 10 A ohmic load, 10 A at 14 µF / 2 ECG
 For operation inside the EU, 868 MHz



- **KNX RF+ protocol in system mode**
- Commissioning from ETS 5
- **With temperature sensor to measure room temperature**
- Push-buttons can be programmed for 1 or 2 button operation
- NO or NC contact operation, operational time of push-button adjustable
- Sending of values, forced operation and switching commands adjustable
- Operation with short / long button push and 2 objects
- Operation of dimmer, blinds and shutters, 1 and 2 button operation
- Can be set as 4-fold switching actuator or 2-fold shutter actuator
- Connection via MDT KNX RF+ Wireless Line Coupler
- **Surrounding orientation light with day / night object**
- **Labelling foil to be inserted behind the glass front**
- **To upgrade your installation without installing KNX bus cables**
- Power supply 230V AC
- Installation in switch box with included support ring, delivery with labelling foil
- Dimensions (W x H): 92 mm x 163 mm

Art. No.

KNX RF+ Wireless Glass Push-button Plus, 8-fold with actuator



White

RF-GTT8W.01

KNX RF+ Wireless Glass Push-button Plus, 8-fold with actuator



Black

RF-GTT8S.01

KNX RF+ Wireless Push-button Plus

Version with LEDs for operation, status display and orientation light

Current max. 10 A ohmic load, 10 A at 14 μ F / 2 ECG

For operation inside the EU, 868 MHz



- **KNX RF+ protocol in system mode**
- Commissioning from ETS 5
- Suitable for 55 mm switch ranges
- Push-buttons can be programmed for 1 or 2 button operation
- NO or NC contact operation, operational time of push-button adjustable
- Sending of values, forced operation and switching commands adjustable
- Operation with short/ long button push and 2 objects
- Operation of dimmer, blinds and shutters, 1 and 2 button operation
- Can be set as 2-fold switching actuator or 1-fold shutter actuator
- Connection via MDT KNX RF+ Wireless Line Coupler
- Centred text area for individual description
- To replace conventional push-buttons
- **To upgrade your installation without installing KNX bus cables**
- Power supply 230V AC
- Installation in a switch box with included support ring

KNX RF+ Wireless Push-button Plus, 2-fold, with actuator, white glossy finish



2-fold

White glossy finish

RF-TA55A2.01

KNX RF+ Wireless Push-button Plus, 4-fold, with actuator, white glossy finish



4-fold

White glossy finish

RF-TA55A4.01

KNX RF+ Wireless Push-button Plus, 6-fold, with actuator, white glossy finish



6-fold

White glossy finish

RF-TA55A6.01

KNX RF+ Wireless Push-button Plus, 8-fold, with actuator, white glossy finish



8-fold

White glossy finish

RF-TA55A8.01

KNX RF+ Wireless Push-button Plus, 2-fold with actuator, black matt finish

Q2 / 24



2-fold

Black matt finish

RF-TA55A206.01

KNX RF+ Wireless Push-button Plus, 4-fold with actuator, black matt finish

Q2 / 24



4-fold

Black matt finish

RF-TA55A406.01

KNX RF+ Wireless Push-button Plus, 6-fold with actuator, black matt finish

Q2 / 24



6-fold

Black matt finish

RF-TA55A606.01

KNX RF+ Wireless Push-button Plus, 8-fold with actuator, black matt finish

Q2 / 24



8-fold

Black matt finish

RF-TA55A806.01

Art. No.

KNX RF+ Wireless Universal Interface

Version for control signals 230 V AC
 For installation in the switch box
 Max cable length 100m
 For operation inside the EU, 868 MHz



- **KNX RF+ protocol in system mode**
- Commissioning from ETS 5
- **To connect 230 V AC push-buttons, switches, motion detectors**
- **4 integrated logic modules**, e.g. for evaluation of the inputs (e.g., window closed or sending second object)
- NO or NC contact operation, operational time of push-button adjustable
- Operation of blinds and shutters, 1 and 2 button operation
- Sending of values, forced operation and switching commands adjustable
- Operation with short / long button push and 2 objects
- Counting of pulses
- Cyclical sending adjustable
- Connection via MDT KNX RF+ Wireless Line Coupler
- **To upgrade your installation without installing KNX bus cables**
- Mains voltage 230V AC
- Dimensions (W x H x D): 41 mm x 41 mm x 22 mm

KNX RF+ Wireless Universal Interface, 2-fold, flush mounted



2-fold

RF-BE2230.01

Art. No.

KNX RF+ Wireless Switch Actuator

Version with monostable relays
 For installation in switch box
 Current max. 10 A ohmic load, 10 A at 14 µF / 2 ECG
 For operation inside the EU, 868MHz



- **KNX RF+ protocol in system mode**
- Commissioning from ETS 5
- NO and NC contact operation
- Time functions (switch-on / switch-off delay, staircase light function)
- Status response (active / passive) for each channel
- Logical linking of binary data
- 8 scenes per channel
- Central switching functions and blocking for forced operation
- Connection via MDT KNX RF+ Wireless Line Coupler
- **To upgrade your installation without installing KNX bus cables**
- Power supply 230V AC
- Dimensions (W x H x D): 41 mm x 41 mm x 22 mm

KNX RF+ Wireless Switch Actuator, 1-fold, flush mounted, 10 A, 230 V AC



1-fold

RF-AKK1UP.01

KNX RF+ Wireless Switch Actuator, 2-fold, flush mounted, 10 A, 230 V AC



2-fold

RF-AKK2UP.01

KNX RF+ Wireless Devices

Art. No.

KNX RF+ Wireless Shutter Actuator

230 V AC Shutter Actuator up to 300W
Version with monostable relays
Current max. 10A with ohmic load
For installation in switch box
For operation inside the EU, 868MHz



- **KNX RF+ protocol in system mode**
- Commissioning from ETS 5
- Blind/shutter operation mode adjustable
- Travel, pause at change of direction, and step time adjustable
- 1 bit automatic function and sun protection
- 8 bit positioning for shutter and blinds
- 8 scenes
- Alarm, central and block functions
- Connection via MDT KNX RF+ Wireless Line Coupler
- **To upgrade your installation without installing KNX bus cables**
- Power supply 230V AC
- Dimensions (W x H x D): 41 mm x 41 mm x 22 mm

KNX RF+ Wireless Shutter Actuator, 1-fold, flush mounted, 10 A, 230 V AC



1-fold

RF-JAL1UP.01

Art. No.

KNX RF+ Wireless Socket

Inside adapter plug, version with monostable relays
Current max. 16 A ohmic load, 10 A at 21 μ F / 3 ECG
For operation inside the EU, 868MHz



- **KNX RF+ protocol in system mode**
- Commissioning from ETS 5
- NO and NC contact operation
- Time functions (switch-on/switch-off delay, staircase light function)
- Status response (active/passive) for each channel
- Logical linking of binary data
- 8 scenes per channel
- Central switching functions and blocking for forced operation
- Connection via MDT KNX RF+ Wireless Line Coupler

KNX RF+ Wireless Socket 1-fold, 16 A, 230 V AC



1-fold

RF-AKK1ST.01

Art. No.

KNX RF+ Wireless Socket

Inside adapter plug, version with monostable relays

With active power measurement

Current max. 16 A ohmic load, 10 A at 21 μ F / 3 ECG

For operation inside the EU, 868MHz



KNX RF+ Wireless Socket 1-fold, 16 A, 230 V AC, with active power measurement



1-fold

RF-AZK1ST.01

- **KNX RF+ protocol in system mode**
- Commissioning from ETS 5
- NO and NC contact operation
- Time functions (switch-on / switch-off delay, staircase light function)
- Status response (active / passive) for each channel
- Logical linking of binary data
- 8 scenes per channel
- Central switching functions and blocking for forced operation
- **Active power measurement with integrated counter (Wh / kWh) with current and voltage rating**
- Connection via MDT KNX RF+ Wireless Line Coupler