

Product catalogue

04/2025 | EN





MDT
TECHNOLOGIES

MDT – your KNXpert

40 YEARS Excellence in Electronics

MDT is one of the leading manufacturers of KNX products for the automation of commercial and private buildings. Our company and our employees stand for top quality and user-oriented thinking. With a good 500 different KNX products, we offer one of the most comprehensive KNX product ranges on the market. A wealth of intelligent functions in the products offer the users tangible added value.

We have been developing and manufacturing electronic products in Engelskirchen for 40 years. Founded in 1984 as MCI, the first twenty-five years of business commenced with the development and production of personal computers, RAM and PC accessories. As of from 1996 we focused on the production of RAM components for PCs and on the development and continuous optimisation of its extremely flexible production process. True to the motto at that time, “ordered in the morning - delivered in the evening”.

In 2005, we were officially renamed from MCI to MDT technologies, as the brand name of the main memory was increasingly being equated to the company name. In 2009 we initiated and launched the development and production of our first KNX products. The initial 29 products introduced to the market included, a binary input with an integrated logic function - a product combination that was an innovation to the market in 2009. Since 2009, we exclusively develop and produce KNX products.

The constant further development of our product range guarantees that we always have high-quality and innovative products. We belong to the innovation elite of German SMEs. In 2025, we were recognised by Capital as one of the most innovative companies in Germany and also received the TOP 100 Innovation Award for German SMEs for the tenth time in a row. Our innovative product range is complemented with first-class support and personal contact with our customers. Our KNXperts would be happy to help you with any questions or problems.



Product overview

Switch Actuators	Page
Switch Actuator AKI Industry	18
Switch Actuator AMI Industry, with current measurement	18
Switch Actuator AZI Industry, with active power measurement	19
Switch Actuator AKS Standard 10 A, MDRC	19
Switch Actuator AKS Standard 16 A, MDRC	20
Switch Actuator AKS Standard 16 A, flush mounted	21
Switch Actuator AMS Standard, with current measurement	21
Switch Actuator AKK Compact 2/4-channel, MDRC	22
Switch Actuator AKK Compact 8/16/24-channel, MDRC	22
Switch Actuator AKK Compact Fan Coil, MDRC	23
Switch Actuator AKK Compact 1-channel, 16 A, flush mounted	23
Switch Actuator AKK Compact 2-channel, 10 A, flush mounted	24
Switch Actuator AKK Compact 3-channel, Fan Coil, flush mounted	24

Universal Actuators	Page
Universal Actuator AKU, MDRC	25
Universal Actuator AKU, flush mounted	26
Universal Actuator AKU with Binary Inputs, flush mounted	26

Shutter Actuators	Page
Shutter Actuator JAL, MDRC	27
Shutter Actuator JAL with travel time measurement, MDRC	27
Shutter Actuator JAL for 24 V DC Motors, MDRC	28
Shutter Actuator JAL, UP	28
Shutter Actuator JAL with Binary inputs, flush mounted	29

Dimming Actuators	Page
Dimming Actuator AKD 230 V, MDRC	30
Dimming Control Device AKD 1-10 V, MDRC	30
LED Controller AKD 2-channel, 3/6 A, surface mounted	31
LED Controller AKD 3-channel, 3/6 A, surface mounted	31
LED Controller AKD 4-channel, 3/6 A, surface mounted	32
LED Controller AKD 4-channel, 2/4 A, MDRC	32
LED Controller AKD 4-channel, 4/8 A, MDRC	33
LED Controller CC/CV 30 W, 230 V, 2-channel	33
LED Controller CC/CV 60 W, 230 V, 2-channel	34
DALI Control Broadcast Gateway	34
DALI Control 64 Gateway	35
DALI Control 2x64 Gateway	35
DALI Control PRO64 Gateway, with Web interface	36

Heating Actuators	Page
Heating Actuator AKH	37
Analog In- / Outputs	Page
Analog In-/Output 0-10 V, MDRC	38
Analog In-/Output 0-10 V, flush mounted	38
Energy Meters	Page
Energy Meter 3-channel, 20 A, with direct measurement	39
Energy Meter 3-channel, 63 A, with transformer measurement	39
Binary Inputs	Page
Binary Input BE, for potential free contacts	42
Binary Inputs BE, 230 V	42
Binary Inputs BE, 12-24 V AC/DC	43
Push Button Interface BE, for potential free contacts	43
Push Button Interface BE, 230 V	44
Assortment 55	Page
Push Button 55	46
Push Button Plus 55	47
Push Button Plus TS 55	48
Push Button Lite 55 Basic	49
Push Button Lite 55, 1-gang	50
Push Button Lite 55, 1-gang, with temperature sensor	51
Push Button Lite 55, 2-gang	52
Push Button Lite 55, 2-gang, with temperature sensor	53
Push Button Lite 55, 4-gang	54
Push Button Lite 55, 4-gang, with temperature sensor	54
Rockers for Push-button Lite 55	55
Push Button Smart 55	56
Push Button Smart 55, with Temperature and Humidity Sensor	57
Shutter Push Button Smart 55	57
Motion Detector / Automatic Switch 55	58
Motion Detector / Automatic Switch TS 55	58
Motion Detector 2.2 m TS 55	Q2/25 59
Room Temperature Controller 55	59
Room Temperature Sensor 55	60
Room temperature controller 55, with an adjustment wheel	60
Room Temperature Controller Smart 55	61

Product overview

Assortment 55	Page
Room Temperature Extension Unit Smart 55	61
Object Controller 55	62
Room Temperature / Humidity Sensor 55	62
CO2/VOC Combi sensor 55	63
LED Indicator 55	63
Frame 1-gang for assortment 55, IT/US	64
Frame 2-gang for assortment 55, IT	64

Assortment 63	Page
Push Button Lite 63, 1-gang	65
Push Button Lite 63, 1-gang, with temperature sensor	65
Push Button Lite 63, 2-gang	66
Push Button Lite 63, 2-gang, with temperature sensor	67
Push Button Lite 63, 4-gang	68
Push Button Lite 63, 4-gang, with temperature sensor	68
Rockers for Push Button Light 63	69
Push Button Smart 63	70
Push Button Smart 63, with Temperature and Humidity Sensor	70
Motion Detector / Automatic Switch 63	71
Motion Detector / Automatic Switch TS 63	71
Room Temperature Controller Smart 63	72
Room Temperature Extension Unit Smart 63	72
Object Controller 63	73
Room Temperature / Humidity Sensor 63	73

Assortment 86	Page
Push Button Smart 86	74
Push Button Smart 86, with Temperature Sensor	75
Central Operation Unit Smart 86	76

Assortment Glass	Page
Glass Push Button II Lite, 1-gang	77
Glass Push Button II Lite, 1-gang, with temperature sensor	77
Glass Push Button II Lite, 2-gang	78
Glass Push Button II Lite, 2-gang, with temperature sensor	79
Glass Push Button II Lite, 4-gang	80
Glass Push Button II Lite, 4-gang, with temperature sensor	80
Glass Push Button II Smart	81
Glass Push Button II Smart, with temperature sensor	81
Glass Central Operation Unit Smart	82
Glass Touch Smart, 6-inch, KNX Data Secure	Coming soon 83

Assortment Glass	Page
Glass Touch Smart Plus, 6-inch, KNX Data Secure	84
Glass Room Temperature Controller Smart	85
Glass LED Indicator	85
Glass Push Button Plus, 4-gang	86
Glass Push Button Plus, 4-gang, with temperature sensor	86
Glass Push Button Plus, 8-gang	87
Glass Push Button Plus, 8-gang, with temperature sensor	87
Glass Frame assortment 55	88
Glass Frame assortment 63	89

Presence- / Motion Detectors	Page
Micro Motion Detector	90
Micro Presence Detector 360°, 1 sensor	90
Mini Presence Detector 360°	91
Presence Detector 360° L2 IP44	91
Presence Detector 360° L3 TS	92
Presence Detector 360°, for MR16 light fittings	92
Presence Detector 360°, 3 sensors	93
Presence Detector 360° with constant light control, 3 sensors	93
Surface Mounting Frame for the Presence Detector 360°, with 3 sensors	94
Presence Detector 360°, 4 sensors	94
Presence Detector 360° with constant light control, 4 sensors	95
Surface Mounting Frame for the Presence Detector 360°, with 4 sensors	95
Combi-Presence Detector 360°	96
Surface Mounting Frame for the Combi-Presence Detector 360°	96
Glass Presence Detector 360°, 3 sensors	97
Glass Presence Detector 360° with constant light control, 3 sensors	97
Light sensor/-controller	98
Assembly insert with retaining springs	98

Weather Sensors	Page
Weather Station Home	99
Rain Sensor	99
Twilight Sensor / Temperature Sensor KNX	100
Leakage Sensor KNX	100

Temperature Controller / Temperature Sensors	Page
Room Temperature Controller, MDRC	101
Temperature Controller/Temperature Sensor, flush mounted	101
Temperature Controller/Temperature Sensor, flush mounted	102
Temperature Sensor PT1000	102

Product overview

Bus Power Supplies	Page
Bus Power Supply STV	104
Bus Power Supply STC, with diagnostic function	104
Bus Power Supply STR, Redundant	105
Power Supply STV	105
System Devices	Page
Area-/ Line Coupler, with Data Secure	106
IP Interface, with IP Secure and Data Secure	106
IP Router, with IP Secure and Data Secure	107
USB Interface	107
Logic Module	108
Safety Module	108
Modbus Gateway RTU485, MDRC	109
Time Switch with 20 channels and active colour display	109
KNX Bus Connector WAGO PU 50 pieces	110
Visualisation	Page
Object Server VisuControl Easy II	112
Touch Panel	Page
Touch Panel VisuControl	113
Frames for Touch Panel VisuControl	114
Flush mounted installation box for Touch Panel VisuControl	115
Cable set for Touch Panel VisuControl	115
Software VisuControl Pro	116
RF+ System Devices	Page
RF+ Line coupler, flush mounted	120
RF+ Sensors	Page
RF+ Push Button Lite 55, 1-gang, with temperature sensor	Q2/25 121
RF+ Push Button Lite 55, 2-gang, with temperature sensor	Q2/25 122
RF+ Push Button Lite 55, 4-gang, with temperature sensor	Q2/25 123
RF+ Glass Push Button Plus, with actuator, 4-channel	123
RF+ Glass Push Button Plus, with Actuator, 8-channel	124
RF+ Push Button Plus 55, with actuator, 2-channel	124
RF+ Push Button Plus 55, with actuator, 4-channel	125

RF+ Sensors		Page
RF+ Push Button Plus 55, with actuator, 6-channel		125
RF+ Push Button Plus 55, with actuator, 8-channel		126
RF+ Push Button Interface, 2-gang		126
RF+ Actuators		Page
RF+ LED Controller CC/CV 30 W, 230 V, 2-channel, Secure	Q2/25	127
RF+ LED Controller CC/CV 60 W, 230 V, 2-channel, Secure	Q2/25	127
KNX RF+ Switch Actuator, flush mounted		128
RF+ Shutter Actuator, 1-gang, flush mounted		128
RF+ Single Socket		129
RF+ Single Socket with active power measurement		129

Quick Finder

▶ Actuators



Switch Actuators
18 – 24



Universal Actuators
25 – 26



Shutter Actuators
27 – 29



Dimming Actuators
30 – 36



Heating Actuators
37



Analog
In- / Outputs
38



Energy Meters
39

▶ Sensors



Binary Inputs
42 – 44



Assortment 55/63/86
46 – 76



Glass Assortment
77 – 89



Presence Detectors
90 – 98



Weather Sensors
99 – 100



Temperature Controllers
101 – 102

▶ System Devices



Bus Power Supplies
104 – 105



System Devices
106 – 110

▶ Visualisations



Visualisations
112 – 116

▶ KNX RF+ Wireless Devices



KNX RF+ Wireless Devices
120 – 129

Actuators

Sensors

System devices

Visualisations

KNX RF+
Wireless Devices



Actuators

They are invisible in daily life, but they are indispensable for the KNX Smart Home. The KNX actuators control all areas of your Smart Home from the consumer unit. As one of the leading manufacturers of KNX products, we offer you actuators whose functions are tailored to your requirements: KNX Switch Actuators control lights and sockets, while KNX Dimming Actuators are used to dim the light. KNX Shutter Actuators provide shade depending on the position of the sun, and KNX Heating Actuators provide the right level of heat. KNX Universal Actuators offer you a combination of different functions.

Highlights of the MDT actuators

KNX Switch Actuators that take up 30% less space in the consumer unit

The larger the KNX installation, the more space is needed in the consumer unit. This means that for planning purposes it is important to accommodate as many functions in as few components as possible. The 20-fold / 24-fold Switch Actuators of the MDT AKS series cut space requirements by up to 30% compared with other manufacturers.

KNX Shutter Actuators with travel time measurement save set up time


With standard shutter actuators, the travel time for the shading needs to be measured manually and set for each channel individually. MDT has found an optimal solution for this. The new KNX Shutter Actuator has an automatic travel time measurement function, which only has to be activated once during commissioning. Then, the actuator independently measures the travel time for the sun shading for each channel, which reduces your commissioning time. Ongoing travel time correction in the background ensures permanent and optimal runtime setting for the shutter motors.

KNX Heating Actuators with plaintext diagnosis for efficient troubleshooting

The MDT Heating Actuator has plaintext diagnosis. It displays the current status and error status via a 14-byte object per channel. In this way, errors can be localised quickly and the system integrator can troubleshoot efficiently.

KNX Dimming Actuators with time-dependent dimming

Save energy for your customers by dimming the light in the evening, so that paths are only lit by 20% instead of 100%. Enough for orientation without disturbing adjacent rooms. Percentage values for lighting can be preset in the MDT KNX Dimming Actuator. Either one value each is defined for day / night, or – and this is only possible with MDT – time-dependent dimming can be set up.



AKS-2416.03

Overview Switch Actuators

Series	AKI-xx16.04	AKS-xx10.03	AKS-xx16.03	AKS-0xUP.03	AMI-xx16.03	AMS-xx16.03
Installation type	MDRC	MDRC	MDRC	flush mounted	MDRC	MDRC
Number of channels	4/8/12	2/4/8/12	2/4/8/12/16/20/24	1/2	4/8/12	4/8/12
Dimensions (SU)	4/8/12	2/4/6/8	2/4/6/8/8/12/12	flush mounted	4/8/12	4/8/12
Manual operation	■	■	■	–	■	■
Manual operation lockable	–	■	■	–	■	■
Status at manual operation	–	■	■	–	■	■
Status LED for each channel	–	■	■	–	■	■
Turn off LEDs (Ecomode)	–	■	■	–	■	■
Max. nominal current for each channel	16/20 A	10 A	16 A	16 A	16/20 A	16 A
Max. inrush current	600 A	400 A	400 A	400 A	600 A	400 A
Capacitive load / C-Load	200 µF	140 µF	140 µF	140 µF	200 µF	140 µF
Relay type	bistable	bistable	bistable	bistable	bistable	bistable
Screw terminal 4 mm ²	■	■	■	–	■	■
Current measurement 10 mA - 20 A	–	–	–	–	■	■
Active power measurement	–	–	–	–	–	–
NO and NC contact operation	■	■	■	■	■	■
ON/OFF switching delay	■	■	■	■	■	■
3 channel synchronous switching	■	■	■	■	■	■
Impulse function	■	■	■	■	■	■
Central switching function	■	■	■	■	■	■
Staircase light function:	■	■	■	■	■	■
Warning by light	■	■	■	■	■	■
Warning by object	■	■	■	■	■	■
Staircase light time by object	■	■	■	■	■	■
Staircase light time retrigger	■	■	■	■	■	■
Staircase light time summable	■	■	■	■	■	■
Threshold value byte / 2 byte / 2 byte float	■	■	■	■	■	■
Scene function learnable	■	■	■	■	■	■
Logic function AND/OR	■	■	■	■	■	■
Logic function AND/OR/XOR/TOR	■	■	■	■	■	■
Priority object / forced operation	■	■	■	■	■	■
Release time for forced operation	■	■	■	■	■	■
Behaviour at bus voltage failure	■	■	■	■	■	■
Behaviour at bus voltage return	■	■	■	■	■	■
Behaviour after locking	■	■	■	■	■	■
Behaviour after forced operation	■	■	■	■	■	■
Status active / passive	■	■	■	■	■	■
Status inverted	■	■	■	■	■	■
Hour meter for switching	■	■	■	■	■	■
Shutter function	–	–	–	–	–	–
Heating control with PWM	–	–	–	–	–	–
“In operation” telegram	■	■	■	■	■	■
Long frame support for ETS 5	■	■	■	■	■	■

Series	AZI-xx16.03	AKK-xx16.03	AKK-xxUP.03	AKU-xx16.03	AKU-xxUP.03	
Installation type	MDRC	MDRC	flush mounted	MDRC	flush mounted	
Number of channels	3/6	2/4/8/16/24	1/2/3	4/6/8/16/24	2/2	
Dimensions (SU)	4/8	2/2/4/8/12	flush mounted	4/4/4/8/12	flush mounted	
Manual operation	■	■	-	■	-	
Manual operation lockable	■	■	-	■	-	
Status at manual operation	■	■	-	■	-	
Status LED for each channel	■	■	-	■	-	
Turn off LEDs (Ecomode)	■	■	-	■	-	
Max. nominal current for each channel	16/20 A	16 A	16/10/10 A	16 A	10 A	
Max. inrush current	600 A	200 A	200/40/40 A	300 A	40 A	
Capacitive load / C-Load	200 µF	70 µF	70/14/14 µF	100 µF	14 µF	
Relay type	bistable	bistable	bi/mo/mo	bistable	monostable	
Screw terminal 4 mm ²	■	-/-/✓/✓/✓	-	■	-	
Current measurement 10 mA - 20 A	■	-	-	-	-	
Active power measurement	■	-	-	-	-	
NO and NC contact operation	■	■	■	■	■	
ON/OFF switching delay	■	■	■	■	■	
3 channel synchronous switching	■	-	-	-	-	
Impulse function	■	■	■	■	■	
Central switching function	■	■	■	■	■	
Staircase light function:	■	■	■	■	■	
Warning by light	■	■	■	■	■	
Warning by object	■	■	■	■	■	
Staircase light time by object	■	-	-	■	■	
Staircase light time retrigger	■	■	■	■	■	
Staircase light time summable	■	■	■	■	■	
Threshold value byte / 2 byte / 2 byte float	■	-	-	■	■	
Scene function learnable	■	■	■	■	■	
Logic function AND/OR	■	■	■	■	■	
Logic function AND/OR/XOR/TOR	■	-	-	■	■	
Priority object/forced operation	■	-	-	■	■	
Release time for forced operation	■	-	-	■	■	
Behaviour at bus voltage failure	■	■	✓/-/-	■	■	
Behaviour at bus voltage return	■	■	■	■	■	
Behaviour after locking	■	■	■	■	■	
Behaviour after forced operation	■	-	-	■	■	
Status active/passive	■	■	■	■	■	
Status inverted	■	■	■	■	■	
Hour meter for switching	■	-	-	■	■	
Shutter function	-	-	-	■	■	
Heating control with PWM	-	-	-	■	■	
"In operation" telegram	■	■	■	■	■	
Long frame support for ETS 5	■	■	■	■	■	

Overview Shutter Actuators

Series	JAL-0x10.02	JAL-0x10M.02	JAL-0x10D.02	JAL-01UP.02	JAL-B1UP.02	AKU-xx16.03	AKU-xxUP.03
Installation type	MDRC	MDRC	MDRC	flush mounted	flush mounted	MDRC	flush mounted
Number of channels	2 / 4 / 8	4 / 8	4 / 8	1	1	4 / 6 / 8 / 16 / 24	2 / 2
Number of inputs	–	–	–	–	4	–	– / 4
Dimensions (SU)	2 / 4 / 8	4 / 8	4 / 8	flush mounted	flush mounted	4 / 4 / 4 / 8 / 12	flush mounted
Motor type	230 V AC	230 V AC	24 V DC	230 V AC	230 V AC	230 V AC	230 V AC
Max. switching current	8 A	8 A	8 A	6 A	6 A	16 A	10 A
Max. load shutter motor	300 W	300 W	180 W	300 W	300 W	600 W	300 W
Automatic travel time measurement	–	■	–	–	–	–	–
Commutator circuit for 24 V DC motors	–	–	■	–	–	–	–
Manual operation	■	■	■	–	–	■	–
Manual operation lockable	■	■	■	–	–	■	–
Status LED for each channel	■	■	■	–	–	■	–
Turn off LEDs (Ecomode)	■	■	■	–	–	■	–
Tip operation for accurate shutter positioning	■	■	■	■	■	■	■
Up / Down for stop (single-object control)	■	■	■	■	■	■	■
Reversible motor connections Up / Down	■	■	■	■	■	■	■
Central switching functions separately lockable	■	■	■	■	■	■	■
Alarm functions (Wind / Rain / Frost)	■	■	■	■	■	■	■
Behaviour after alarms separately adjustable	■	■	■	■	■	■	■
Lock functions	■	■	■	■	■	■	■
Behaviour after lock	■	■	■	■	■	■	■
Extended lock functions	■	■	■	■	■	■	■
Extended status active / passive	■	■	■	■	■	■	■
Extended scene functions	■	■	■	■	■	■	■
Extended automatic positions	■	■	■	■	■	■	■
Scene functions learnable	■	■	■	■	■	■	■
Priority object / forced operation	■	■	■	■	■	■	■
Release time for forced operation	■	■	■	■	■	■	■
Behaviour after forced operation adjustable	■	■	■	■	■	■	■
Ventilation function (window open / tilt)	■	■	■	■	■	■	■
Automatic sun protection / slate adjustment	■	■	■	–	■	■	■
Sun position calculation	■	■	■	–	■	■	■
Outside temperature lockable for sun protection	■	■	■	–	■	■	■
Room temperature enabling for sun protection	■	■	■	–	■	■	■
2 shading positions for roller shutter	■	■	■	–	■	■	■
Behaviour at bus voltage failure	– / ✓ / ✓	■	■	–	–	–	–
Behaviour at bus voltage return	■	■	■	■	■	■	■
Switch actuator function	–	–	–	–	–	■	■
Heating control with PWM	–	–	–	–	–	■	■
“In operation” telegram	■	■	■	■	■	■	■
Long frame support for ETS 5	■	■	■	■	■	■	■

Compare DALI Gateways

Series	DALI Control 64	DALI Control Broadcast Gateway	DALI Control PRO64
	SCN-DA641.04 (SCN-DA642.04)	SCN-DABC4.01	SCN-DA641P
DALI outputs	1 (2)	4 x Broadcast	1
Maximum number of ECGs	64 (2 x 64)	128 (4 x 32)	64
Number of DALI groups	16 (2 x 16)	–	16
DALI Standard / DALI Certification	DALI / DALI-2	DALI / DALI-2	DALI / DALI-2
Application Controller	Single Master	Single-Master	Multi-Master
Support of DALI-2 sensors Motion detectors and light sensors according to EN 62386-303 and EN 62386-304	–	–	■ 8
KNX Data Secure	–	■	■
Ethernet interface	–	–	■
Web interface	–	–	■
IP settings/security	–	–	■ Extended
Manual operation on the unit	■ Push-button	■ Push-button	■ Push-buttons, LCD
Error and status display	■ via LED	■ via LED	■ via LCD
DALI commissioning via ETS	■	■	■
DALI commissioning on the unit and via web interface	–	■ / –	■
ECG quick-change function on the unit, possible without ETS	■	■	■
Control of single ECGs (without existing group assignment)	■ On / Off, dimming	–	■ On / Off, dimming, colour
Single ECG control (on/off, dimming, value, status)	■	–	■
Single ECG control for colour temperature and colour	–	–	■
Dim2Warm in groups	■	–	■
Dim2Warm with single ECG control	–	–	■
Support of DT1 single (battery) emergency luminaires	■	■	■
Test and report of emergency lights from DCA with .xml export	–	–	■
Test and report of emergency lights from web interface with .xml export	–	–	■
Emergency lighting via central battery	–	–	■
Switching off the ballasts for energy saving per object	■ Group, individual ECG	■	■ Group, individual ECG
Calculation of the operating hours of groups and ECGs	■	■	■
Alarm objects for groups and ECGs, if service life is exceeded	■	■	■
Broadcast for on/off, value	■	■	■
Broadcast colour or colour temperature	■	■	■
Control of colour and colour temperature in groups (DT8 ECGs)	■	–	■
Colour temperature with DT6 ECGs via master/slave group	–	–	■
Scene control for channels/groups/ECGs	■	■ / – / –	■
Individual scenes import/export	■	–	■
Time control for groups and ECGs	■	–	■
Manual override of the time control	■	–	■
Effect control for groups and ECGs	–	–	■
Individual effect import/export	–	–	■
Fault detection (KNX, DALI)	■	■	■
Fault detection (ECG, lamp) at group and ECG level	■	■	■

Switch Actuators

Switch Actuator AKI Industry

- **Comprehensive application**
- **Mechanical manual activation for immediate operation of the relay contact**
- Visible Status
- Normally open and normally closed
- Time functions (switch-on / switch-off delay)
- Comprehensive staircase lighting and pulse functions
- **Extended logic and scene function per channel**
- Extended status functions (inverted, cyclic, during locking)
- **Threshold switch (1 Byte/2 Byte/2 Byte float)**
- **Operating hours meter**
- **Priority/forced operation with automatic release time**
- **4 mm² connection terminals. Individual L-connections**
- Power supply over the KNX Bus
- Fast application download (long frame support as of ETS 5)

Industrial version with bistable Relays. Maximum current 16/20 A, maximum capacitive Load 200 µF



	Number of outputs	Installation width	Article Number
	4	4 SU / 72 mm	AKI-0416.04
	8	8 SU / 144 mm	AKI-0816.04
	12	12 SU / 216 mm	AKI-1216.04

Switch Actuator AMI Industry, with current measurement

- **Comprehensive function extension**
- **Integrated True RMS current measurement**
- **Current measurement range 10 mA ... 20 A**
- **Integrated meter function for energy consumption (Wh/kWh)**
- **Fast reaction < 1 s in Master/Slave operation**
- Push-button for manual operation and LED Indicator per channel
- Time functions (switch on-/switch off delay, staircase light function)
- **Threshold switch function and consumption threshold value**
- Logical functions, 8 scenes per channel
- **Operating hours meter**
- Extended status functions (inverted, cyclic, during locking)
- **Priority/forced operation with automatic release time**
- Behaviour on Bus power failure/reset selectable
- **4 mm² connection terminals. Individual L-connections**

Industrial version with bistable Relays. Maximum current 16/20 A, maximum capacitive Load 200 µF





	Number of outputs	Installation width	Article Number
	4	4 SU / 72 mm	AMI-0416.03
	8	8 SU / 144 mm	AMI-0816.03
	12	12 SU / 216 mm	AMI-1216.03

Switch Actuator AZI Industry, with active power measurement

- **Comprehensive function extension**
- **Integrated True RMS current and voltage measurement**
- True active power meter (Wh/kWh)
- **Current measurement range 10 mA ... 20 A**
- **Active power-, reactive power-, current- and voltage values**
- Push-button for manual operation and LED Indicator per channel
- Time functions (switch on-/switch off delay, staircase light function)
- **Threshold switch function and consumption threshold value**
- **Priority/forced operation with automatic release time**
- Logical functions, 8 scenes per channel
- **Operating hours meter**
- Extended status functions (inverted, cyclic, during locking)
- Behaviour on Bus power failure/reset selectable
- **4 mm² connection terminals. Individual L-connections**

Industrial version with bistable Relays. Maximum current 16/20 A, maximum capacitive Load 200 µF






	Number of outputs	Installation width	Article Number
	3	4 SU / 72 mm	AZI-0316.03
	6	8 SU / 144 mm	AZI-0616.03

Switch Actuator AKS Standard 10 A, MDRC

- **Space saving due to an optimised form factor**
- **Comprehensive application**
- Manual mode blockable and LED indicator per channel
- Normally open and normally closed
- Status feedback for all channels (also for manual operation)
- Time functions (switch on-/switch off delay, staircase light function)
- **Extended logic and scene function per channel**
- Extended status functions (inverted, cyclic, during locking)
- **Threshold switch (1 Byte/2 Byte/2 Byte float)**
- **Operating hours meter**
- **Priority/forced operation with automatic release time**
- **4 mm² connection terminals. Individual L-connections**

Standard version with bistable relays. Maximum current 10 A, maximum capacitive load 140 µF



	Number of outputs	Installation width	Article Number
	2	2 SU / 36 mm	AKS-0210.03
	4	4 SU / 72 mm	AKS-0410.03
	8	6 SU / 108 mm	AKS-0810.03
	12	8 SU / 144 mm	AKS-1210.03








Switch Actuators

Switch Actuator AKS Standard 16 A, MDRC

- **Space saving due to an optimised form factor**
- **Comprehensive application**
- Manual mode blockable and LED indicator per channel
- Normally open and normally closed
- Status feedback for all channels (also for manual operation)
- Time functions (switch on-/switch off delay, staircase light function)
- **Extended logic and scene function per channel**
- Extended status functions (inverted, cyclic, during locking)
- **Threshold switch (1 Byte/2 Byte/2 Byte float)**
- **Operating hours meter**
- **Priority/forced operation with automatic release time**
- **4 mm² connection terminals. Individual L-connections**
- Power supply over the KNX Bus
- Fast application download (long frame support as of ETS 5)

Standard version with bistable relays. Maximum current 16 A, maximum capacitive load 140 µF



	Number of outputs	Installation width	Article Number
	2	2 SU / 36 mm	AKS-0216.03
	4	4 SU / 72 mm	AKS-0416.03
	8	6 SU / 108 mm	AKS-0816.03
	12	8 SU / 144 mm	AKS-1216.03
	16	8 SU / 144 mm	AKS-1616.03
	20	12 SU / 216 mm	AKS-2016.03
	24	12 SU / 216 mm	AKS-2416.03

Switch Actuator AKS Standard 16 A, flush mounted

- max. current 16 A, capacitive load 140 µF
- **Comprehensive application**
- Normally open and normally closed
- Extended status functions (inverted, cyclic, during locking)
- Time functions (switch-on / switch-off delay)
- Comprehensive staircase lighting and pulse functions
- Extended logic and scene function
- **Threshold switch (1 Byte/2 Byte/2 Byte float)**
- **Operating hours meter**
- **Priority/forced operation with automatic release time**
- Fast application download (long frame support as of ETS 5)
- Installation in an installation box
- Dimensions (H x W x D): 41 x 41 x 22 mm

With bistable relays, for installation in an installation box



	Number of outputs	Article Number
	1	AKS-01UP.03
	2	AKS-02UP.03

Switch Actuator AMS Standard, with current measurement

- **Comprehensive function extension**
- **Integrated True RMS current measurement**
- **Current measurement range 10 mA ... 16 A**
- **Integrated meter function for energy consumption (Wh/kWh)**
- **Fast reaction < 1 s in Master/Slave operation**
- Push-button for manual operation and LED Indicator per channel
- Time functions (switch on-/switch off delay, staircase light function)
- **Threshold switch function and consumption threshold value**
- Logical functions, 8 scenes per channel
- **Operating hours meter**
- Extended status functions (inverted, cyclic, during locking)
- **Priority/forced operation with automatic release time**
- Behaviour on Bus power failure/reset selectable
- **4 mm² connection terminals. Individual L-connections**

Standard version with bistable relays. Maximum current 16 A, maximum capacitive load 140 µF



	Number of outputs	Installation width	Article Number
	4	4 SU / 72 mm	AMS-0416.03
	8	8 SU / 144 mm	AMS-0816.03
	12	12 SU / 216 mm	AMS-1216.03



Switch Actuators

Switch Actuator AKK Compact 2/4-channel, MDRC

- **Function extension**
 - Push-button for manual operation and LED Indicator per channel
 - Normally open and normally closed
 - Status feedback for all channels (also for manual operation)
 - Time functions (switch-on / switch-off delay)
 - Comprehensive staircase lighting and pulse functions
 - Logical functions
 - Extended scene function per channel
 - Central functions and blocking objects for forced operation
 - Behaviour on Bus power failure/reset selectable
- **Common L- connection**
 - Power supply over the KNX Bus
 - Fast application download (long frame support as of ETS 5)

Compact version with bistable relays. Maximum current 16 A ohmic load, maximum capacitive load, 70 µF / 10 EVG






	Number of outputs	Installation width	Article Number
	2	2 SU / 36 mm	AKK-0216.03
	4	2 SU / 36 mm	AKK-0416.03

Switch Actuator AKK Compact 8/16/24-channel, MDRC

- **Function extension**
 - Manual mode blockable and LED indicator per channel
 - Normally open and normally closed
 - Status feedback for all channels (also for manual operation)
 - Time functions (switch-on / switch-off delay)
 - Comprehensive staircase lighting and pulse functions
 - Logical functions
 - Extended scene function per channel
 - Central functions and blocking objects for forced operation
 - Behaviour on Bus power failure/reset selectable
- **4 mm² connection terminals. Individual L-connections**
 - Power supply over the KNX Bus
 - Fast application download (long frame support as of ETS 5)

Compact version with bistable relays. Maximum current 16 A ohmic load, maximum capacitive load, 70 µF / 10 EVG



	Number of outputs	Installation width	Article Number
	8	4 SU / 72 mm	AKK-0816.03
	16	8 SU / 144 mm	AKK-1616.03
	24	12 SU / 216 mm	AKK-2416.03

Switch Actuators

Switch Actuator AKK Compact Fan Coil, MDRC

Operation mode - Fan coil:

- Control of 3/4-step ventilators/Fan coil units
- Additional switch output in 3-step operation
- Outputs interlocked against each other (software control)
- Direct operation over three 1 Bit objects or single 1 Bit object (+/-)
- Automatic operation via 1 Byte control value (0-100 %)
- Suitable for 2-pipe/4-pipe systems
- Output object to control heating-/cooling valves
- Day/Night function to limit the ventilation steps at night
- Emergency operation on failure of the control value

Operation mode - Switch Actuator:

- Normally open and normally closed
- Time functions (switch-on / switch-off delay)
- Staircase light function with selectable pre-warning time
- Status feedback for all channels (active/passive)
- Logical functions, 8 scenes per channel
- Central functions and blocking objects for forced operation
- Behaviour on Bus power failure/reset selectable
- Fast application download (long frame support as of ETS 5)

Compact version with bistable relays. Maximum current 16 A ohmic load, maximum capacitive load, 70 µF / 10 EVG



	Number of outputs	Installation width	Article Number
	4	2 SU / 36 mm	AKK-04FC.03


Switch Actuator AKK Compact 1-channel, 16 A, flush mounted

Function extension

- Normally open and normally closed
- Time functions (switch-on / switch-off delay)
- Comprehensive staircase lighting and pulse functions
- Status feedback for all channels (active/passive)
- Logical functions
- Extended scene function per channel
- Central functions and blocking objects for forced operation
- Behaviour on Bus power failure/reset selectable
- Installation in an installation box
- Dimensions (H x W x D): 41 x 41 x 22 mm
- Fast application download (long frame support as of ETS 5)

For installation in an installation box. Version with bistable Relays. Maximum current 16 A ohmic load, maximum capacitive load, 70 µF / 10 EVG



	Number of outputs	Article Number
	1	AKK-01UP.03

Switch Actuators

Switch Actuator AKK Compact 2-channel, 10 A, flush mounted

▪ Function extension

- Normally open and normally closed
- Time functions (switch-on / switch-off delay)
- Comprehensive staircase lighting and pulse functions
- Status feedback for all channels (active/passive)
- Logical functions
- Extended scene function per channel
- Central functions and blocking objects for forced operation
- Behaviour on Bus power failure/reset selectable
- Installation in an installation box
- Dimensions (H x W x D): 41 x 41 x 22 mm
- Fast application download (long frame support as of ETS 5)

For installation in an installation box. Version with monostable relays. Maximum current 10 A ohmic load, maximum capacitive load 14 μ F / 2 ECG's



	Number of outputs	Article Number
	2	AKK-02UP.03

Switch Actuator AKK Compact 3-channel, Fan Coil, flush mounted

▪ Operation mode - Fan coil:

- Control of 3-step ventilators/Fan coil units
- Outputs interlocked against each other (software control)
- Direct operation over three 1 Bit objects or single 1 Bit object (+/-)
- Automatic operation via 1 Byte control value (0-100 %)
- Suitable for 2-pipe/4-pipe systems
- Output object to control heating-/cooling valves
- Day/Night function to limit the ventilation steps at night
- Emergency operation on failure of the control value

▪ Operation mode - Switch Actuator:

- Normally open and normally closed
- Time functions (switch-on / switch-off delay)
- Staircase light function with selectable pre-warning time
- Status feedback for all channels (active/passive)
- Logical functions, 8 scenes per channel
- Central functions and blocking objects for forced operation
- Behaviour on Bus power failure/reset selectable
- For installation in a fan coil unit/junction box
- Dimensions (H x W x D): 41 x 41 x 22 mm
- Fast application download (long frame support as of ETS 5)

For installation in an installation box. Version with monostable relays. Maximum current 10 A ohmic load, maximum capacitive load 14 μ F / 2 ECG's








	Number of outputs	Article Number
	3	AKK-03UP.03

Universal Actuator AKU, MDRC

- Can be used as a **Switch Actuator** or as a **Shutter Actuator**
- **Mixed operation as switch- and shutter Actuator**
- Heating control with PWM 0-100 %
- Push-button for manual operation and LED Indicator per channel
- **Practice-oriented ventilation function (window opened/tilted)**
- **Automatic sun shading/slat tracking based on sun position calculation**
- Time functions (switch on-/switch off delay, staircase light function)
- Status feedback for all channels (active/passive)
- Logical functions, 8 scenes per channel
- Central functions and blocking objects for forced operation
- Operation mode for shutter/blinds
- Travel-, pause- and step time selectable
- 1 Bit Automatic control and sun shading function
- 8 Bit object to position height and slats
- Behaviour on Bus power failure/reset selectable
- **4 mm² connection terminals. Individual L-connections**

Compact version with bistable relays. Maximum current 16 A ohmic load, maximum capacitive load, 100 µF / 15 ECG's. With sun position calculation




	Number of outputs	Installation width	Article Number
	4	4 SU / 72 mm	AKU-0416.03
	6	4 SU / 72 mm	AKU-0616.03
	8	4 SU / 72 mm	AKU-0816.03
	16	8 SU / 144 mm	AKU-1616.03
	24	12 SU / 216 mm	AKU-2416.03

Universal Actuators

Universal Actuator AKU, flush mounted

- max. current 10 A with ohmic load, 14 µF / 2 EVG
- With sun position calculation and shading
- **Can be used as a Switch Actuator or as a Shutter Actuator**
- Heating control with PWM 0-100 %
- **Practice-oriented ventilation function (window opened/tilted)**
- **Automatic sun shading/slat tracking based on sun position calculation**
- Time functions (switch on-/switch off delay, staircase light function)
- Status feedback for all channels (active/passive)
- Logical functions, 8 scenes per channel
- Central functions and blocking objects for forced operation
- Operation mode for shutter/blinds
- Travel-, pause- and step time selectable
- Behaviour on Bus power failure/reset selectable
- Dimensions (H x W x D): 41 x 41 x 22 mm

Flush mounted version,
with monostable relays



	Number of outputs	Article Number
	2	AKU-02UP.03

Universal Actuator AKU with Binary Inputs, flush mounted

- max. current 10 A with ohmic load, 14 µF / 2 EVG
- With sun position calculation and shading
- **Can be used as a Switch Actuator or as a Shutter Actuator**
- Heating control with PWM 0-100 %
- **Practice-oriented ventilation function (window opened/tilted)**
- **Automatic sun shading/slat tracking based on sun position calculation**
- **4 Binary inputs to connect potential free contacts (Mechanical Push-buttons, Switches, window contacts)**
- Time functions (switch on-/switch off delay, staircase light function)
- Status feedback for all channels (active/passive)
- Logical functions, 8 scenes per channel
- Central functions and blocking objects for forced operation
- Operation mode for shutter/blinds
- Travel-, pause- and step time selectable
- Behaviour on Bus power failure/reset selectable
- Dimensions (H x W x D): 41 x 41 x 22 mm

Flush mounted version,
with monostable relays






	Number of outputs	Number of inputs	Article Number
	2	4	AKU-B2UP.03

Shutter Actuator JAL, MDRC

- with sun position calculation
- **Comprehensive application**
- Manual mode blockable and LED indicator per channel
- Operation mode for shutter/blinds
- **Practice-oriented ventilation function (window opened/tilted)**
- **Automatic sun shading/slat tracking based on sun position calculation**
- Travel-, pause- and step time selectable
- Separately selectable travel time for up/down
- Tip operation for exact positioning
- Extended 1 Bit automatic position and scene functions
- 1 Byte value for absolute positioning of height and slats
- Alarm-, central- and locking function
- Behaviour after alarm and lock separately selectable
- **Priority/forced operation with automatic release time**
- Behaviour on Bus power failure/reset selectable

For 230 V AC motors, max
300 W. With sun position
calculation





	Number of outputs	Installation width	Article Number
	2	2 SU / 36 mm	JAL-0210.02
	4	4 SU / 72 mm	JAL-0410.02
	8	8 SU / 144 mm	JAL-0810.02

Shutter Actuator JAL with travel time measurement, MDRC

- with sun position calculation
- **Comprehensive application**
- **The travel times are automatically measured and saved**
- Manual mode blockable and LED indicator per channel
- Operation mode for shutter/blinds
- **Practice-oriented ventilation function (window opened/tilted)**
- **Automatic sun shading/slat tracking based on sun position calculation**
- Travel-, pause- and step time selectable
- Separately selectable travel time for up/down
- Tip operation for exact positioning
- Extended 1 Bit automatic position and scene functions
- 1 Byte value for absolute positioning of height and slats
- Alarm-, central- and locking function
- Behaviour after alarm and lock separately selectable
- **Priority/forced operation with automatic release time**
- Behaviour on Bus power failure/reset selectable
- Two L-connections each internally bridged
- Fast application download (long frame support as of ETS 5)

For 230 V AC motors, max
300 W. With sun position
calculation



	Number of outputs	Installation width	Article Number
	4	4 SU / 72 mm	JAL-0410M.02
	8	8 SU / 144 mm	JAL-0810M.02



Shutter Actuators

Shutter Actuator JAL for 24 V DC Motors, MDRC

- with sun position calculation
- Manual mode blockable and LED indicator per channel
- Operation mode for shutter/blinds
- **Practice-oriented ventilation function (window opened/tilted)**
- **Automatic sun shading/slat tracking based on sun position calculation**
- Travel-, pause- and step time selectable
- Separately selectable travel time for up/down
- Tip operation for exact positioning
- Extended 1 Bit automatic position and scene functions
- 1 Byte value for absolute positioning of height and slats
- Alarm-, central- and locking function
- Behaviour after alarm and lock separately selectable
- **Priority/forced operation with automatic release time**
- **For 24 V DC motors with 2 connections**
- **Integrated pole-changing circuit**
- Behaviour on Bus power failure/reset selectable
- Fast application download (long frame support as of ETS 5)

For 230 V AC motors, max
180 W. With sun position
calculation




	Number of outputs	Installation width	Article Number
	4	4 SU / 72 mm	JAL-0410D.02
	8	8 SU / 144 mm	JAL-0810D.02

Shutter Actuator JAL, UP

- **Comprehensive application**
- Operation mode for shutter/blinds
- **Practice-oriented ventilation function (window opened/tilted)**
- Travel-, pause- and step time selectable
- Separately selectable travel time for up/down
- Tip operation for exact positioning
- Extended 1 Bit automatic position and scene functions
- 1 Byte value for absolute positioning of height and slats
- Alarm-, central- and locking function
- Behaviour after alarm and lock separately selectable
- **Priority/forced operation with automatic release time**
- Behaviour on Bus power failure/reset selectable
- Dimensions (H x W x D): 41 x 41 x 22 mm

For 230 V AC motors, max
300 W



	Number of outputs	Article Number
	1	JAL-01UP.02

Shutter Actuator JAL with Binary inputs, flush mounted

- **Function jalousie/shutter:**
- **Practice-oriented ventilation function (window opened/tilted)**
- **Automatic sun shading/slat tracking based on sun position calculation**
- Travel-, pause- and step time selectable
- Separately selectable travel time for up/down
- Tip operation for exact positioning
- Extended 1 Bit automatic position and scene functions
- 1 Byte value for absolute positioning of height and slats
- Alarm-, central- and locking function
- **Priority/forced operation with automatic release time**
- Behaviour on Bus power failure/reset selectable
- **Function binary inputs:**
- To connect **Push-buttons, switches, window contacts**
- Integrated evaluation of window contacts
- Binary inputs can be used internally or via objects in the KNX bus
- Blind- and shutter function for singular- and double Push-button operation
- **Binary inputs can be used as a Push-button interface**
- Dimensions (H x W x D): 41 x 41 x 22 mm

For 230 V AC motors,
max 300 W. With 4 binary
inputs and sun position
calculation



	Number of outputs	Number of inputs	Article Number
	1	4	JAL-B1UP.02



Dimming Actuators

Dimming Actuator AKD 230 V, MDRC

- **Comprehensive application**
- **Optimised for dimmable LED lights (ab 2 W)**
- for HV-Halogen lamps and LV-Halogen lamps with trafo/ECG
- Selectable operation of leading-/trailing-edge dimming
- **Measurement of the effective power**
- **Integrated diagnostic function with plain text message**
- Overload/short-circuit and temperature protection with alarm message
- Time functions (switch on-/switch off delay, staircase light function)
- **Automatic time dependent dimming**
- **Soft start, global and individual Dimming speeds**
- **Day/Night function**
- Push-button for manual operation and LED Indicator per channel
- **Parallel operation of two channels with a total load of 500 W**
- Separate L-/N- connection for each channel, different phases possible (L1, L2, L3)

To switch and dimm 230 V lights. Rated output per channel 250 W. Parallel operation of 2 channels (500 W) possible




	Number of outputs	Installation width	Article Number
	2	3 SU / 54 mm	AKD-0201.02
	4	6 SU / 108 mm	AKD-0401.02

Dimming Control Device AKD 1-10 V, MDRC

- Push-button for manual operation and LED Indicator per channel
- To control 1-10 V ECG
- **With RGBW functionality**
- **RGB and HSV control with extensive colour functions**
- Control voltage for max. 30 ECG per channel
- Reverse polarity protection
- With built in switch relays for 30 ECG / 30 W, 20 ECG / 58 W, 15 ECG / 2 x 36 W, 10 ECG / 2 x 58 W
- Switch on behaviour selectable
- Minimum and maximum dimming value adjustable
- Dimming speed selectable
- Central functions
- 8 scenes per channel
- 1 Bit Automatic function

Dimming control device to switch and dimm 1-10 V EVG's with switchable relays, maximum current 16 A, maximum capacitive load 140 µF



	Number of outputs	Installation width	Article Number
	4	4 SU / 72 mm	AKD-0410V.02


Dimming Actuators

LED Controller AKD 2-channel, 3/6 A, surface mounted

- **Comprehensive application**
- Absolute and relatives dimming
- **Tunable White colour temperature control**
- Selectable dimming curve, and PWM Frequency up to 1000 Hz
- Individual and predefined sequences (e.g. TV simulator)
- **Selectable load distribution: 2 channels each 3A**
- **Parallel operation of two channels with 6 A**
- **Operation modes: 2 x white or 1 x Tunable White**
- **Automatic colour temperature control Dim2Warm**
- **Dynamic daylight control HCL (Human Centric Lighting)**
- **Automatic time dependent dimming**
- **Day/Night function**
- Over current- and temperature monitoring
- **Intelligent 16 A C-load relay output to switch the external LED Power supply**
- Dimensions (H x W x D): 25 x 46 x 113 mm

For 12/24 V CV LED
(Common Anode), 2 single
channels or Tunable White





	Number of outputs	Article Number
	2	AKD-0224V.02

LED Controller AKD 3-channel, 3/6 A, surface mounted

- **Comprehensive application**
- Absolute and relatives dimming for HSV colours and RGB
- **Tunable White colour temperature control**
- Selectable dimming curve, and PWM Frequency up to 1000 Hz
- Individual and predefined sequences (e.g. TV simulator)
- **Selectable load distribution: 3 channels each 3 A or 1 channel 4.5 A and 2 channels each 2.25 A**
- **Parallel operation of two channels with 6 A**
- **Operation modes: 3 x white, RGB or Tunable White**
- **Automatic colour temperature control Dim2Warm**
- **Dynamic daylight control HCL (Human Centric Lighting)**
- **Automatic time dependent dimming**
- **Day/Night function**
- Over current- and temperature monitoring
- **Intelligent 16 A C-load relay output to switch the external LED Power supply**
- Dimensions (H x W x D): 25 x 46 x 113 mm

For 12/24 V CV LED
(Common Anode), 3 single
channels, RGB or Tunable
White



	Number of outputs	Article Number
	3	AKD-0324V.02


Dimming Actuators

LED Controller AKD 4-channel, 3/6 A, surface mounted

- **Comprehensive application**
- Absolute and relatives dimming for HSV colours and RGB
- **Tunable White colour temperature control**
- Selectable dimming curve, and PWM Frequency up to 1000 Hz
- Individual and predefined sequences (e.g. TV simulator)
- **Selectable load distribution: 4 channels each 3 A or 1 channel 5.25 A and 3 channels each 2.25 A**
- **Parallel operation of two channels with 6 A**
- **Operation modes: 4 x white, RGB, RGBW or 2 x Tunable White**
- **Automatic colour temperature control Dim2Warm**
- **Dynamic daylight control HCL (Human Centric Lighting)**
- **Automatic time dependent dimming**
- **Day/Night function**
- Over current- and temperature monitoring
- **Intelligent 16 A C-load relay output to switch the external LED Power supply**
- Dimensions (H x W x D): 25 x 46 x 113 mm

For 12/24 V CV LED
(Common Anode), 4 single
channels, RGB(W), Tuna-
ble White




	Number of outputs	Article Number
	4	AKD-0424V.02

LED Controller AKD 4-channel, 2/4 A, MDRC

- **Comprehensive application**
- Absolute and relatives dimming for HSV colours and RGB
- **Tunable White colour temperature control**
- Selectable dimming curve, and PWM Frequency up to 1000 Hz
- General and individual Dimming speeds
- Individual and predefined sequences (e.g. TV simulator)
- Repetition of sequences for automatic colour control
- **Selectable load distribution: 4 channels each 2 A or 1 channel 3.5 A and 3 channels each 1.5 A**
- **Parallel operation of two channels with 4 A**
- **Operation modes: 4 x white, RGB, RGBW or 2 x Tunable White**
- **Automatic colour temperature control Dim2Warm**
- **Dynamic daylight control HCL (Human Centric Lighting)**
- **Automatic time dependent dimming**
- **Day/Night function**
- Over current- and temperature monitoring

For 12/24 V CV LED
(Common Anode), 4 single
channels, RGB(W), Tuna-
ble White



	Number of outputs	Installation width	Article Number
	4	2 SU / 36 mm	AKD-0424R2.02


Dimming Actuators

LED Controller AKD 4-channel, 4/8 A, MDRC

- **Comprehensive application**
- Absolute and relatives dimming for HSV colours and RGB
- **Tunable White colour temperature control**
- Selectable dimming curve, and PWM Frequency up to 1000 Hz
- General and individual Dimming speeds
- Individual and predefined sequences (e.g. TV simulator)
- Repetition of sequences for automatic colour control
- **Selectable load distribution: 4 channels each 4 A or 1 channel 7 A and 3 channels each 3 A**
- **Parallel operation of two channels with 8 A**
- **Operation modes: 4 x white, RGB, RGBW or 2 x Tunable White**
- **Automatic colour temperature control Dim2Warm**
- **Dynamic daylight control HCL (Human Centric Lighting)**
- **Automatic time dependent dimming**
- **Day/Night function**
- Over current- and temperature monitoring
- **Intelligent 16 A C-load relay output to switch the external LED Power supply**

For 12/24 V CV LED
(Common Anode), 4 single
channels, RGB(W), Tuna-
ble White




	Number of outputs	Installation width	Article Number
	4	4 SU / 72 mm	AKD-0424R.02

LED Controller CC/CV 30 W, 230 V, 2-channel

- **Optimised Hybrid dimming for improved light quality**
- **Dimming range from 0.2 % ... 100 %, Minimum current 0.7 mA**
- Perfect dim behaviour over the entire dimming range
- **Maximum output power: 30 W over both channels**
- **Output max. current 700 mA**
- Constant current selectable via DIP switch
- Constant voltage operation with 24 V or 48 V
- **Tunable White colour temperature control**
- Selectable dimming curve, individual sequences
- **Operation modes: 2 x white or 1 x Tunable White**
- **Automatic colour temperature control Dim2Warm**
- **Dynamic daylight control HCL (Human Centric Lighting)**
- **Automatic time dependent dimming**
- Over current- and temperature monitoring
- **Integrated compact power supply**
- **Secondary connection cable length up to 6 m**
- Dimensions (H x W x D): 54 x 129 x 25 mm

With an integrated com-
pact power supply. Con-
stant Current LED-Control-
ler with a maximum output
current of 700 mA



	Number of outputs	Article Number
	2	AKD-0230CC.02


Dimming Actuators

LED Controller CC/CV 60 W, 230 V, 2-channel

- Optimised Hybrid dimming for improved light quality
- Dimming range from 0.2 % ... 100 %, Minimum current 1.4 mA
- Perfect dim behaviour over the entire dimming range
- Maximum output power: 60 W over both channels
- Output max. current 1,400 mA
- Constant current selectable via DIP switch
- Constant voltage operation with 24 V or 48 V
- Tunable White colour temperature control
- Selectable dimming curve, individual sequences
- Operation modes: 2 x white or 1 x Tunable White
- Automatic colour temperature control Dim2Warm
- Dynamic daylight control HCL (Human Centric Lighting)
- Automatic time dependent dimming
- Over current- and temperature monitoring
- Integrated compact power supply
- Secondary connection cable length up to 6 m
- Dimensions (H x W x D): 54 x 129 x 25 mm

With an integrated compact power supply. Constant Current LED-Controller with a maximum output current of 1.400 mA




	Number of outputs	Article Number
	2	AKD-0260CC.02

DALI Control Broadcast Gateway, 4 channel

- Supports up to 32 ECGs per channel
- Identification of faulty lights and ECGs, ECG quick replacement
- Two integrated and separate DALI power supplies
- Supports DALI, DALI-2 Standard and DALI ECG DT6/DT8
- Innovative HSV colour control, RGB und RGBW according to DALI DT8 Standard
- Tunable White colour temperature control
- Energy saving function to switch off the ECG's in the DALI channels (over an additional KNX switch actuator)
- 16 Scenes
- KNX Data Secure

4 intelligent DALI Broadcast-channels



	Number of outputs	Installation width	Article Number
	4	4 SU / 71 mm	SCN-DABC4.01


Dimming Actuators

DALI Control 64 Gateway

- **Individual control of up to 64 ECGs/16 DALI Groups**
- Supports DALI, DALI-2 Standard and DALI ECG DT6/DT8
- **Innovative HSV colour control, RGB, RGBW and XY colour according to DALI DT8 Standard**
- **Tunable White colour temperature control**
- **Integrated colour control module for independent control of the light colour**
- **Active status query of individual ECGs in the event of external override**
- **Supports ECGs device type 51, to provide energy or power values directly**
- Operation modes: normal, permanent, night, staircase, panic and manual
- 16 Scenes with individual dimming times
- **Energy saving function to switch off the ECG's in the DALI groups (over an additional KNX switch actuator)**
- **Identification of faulty lights and ECGs, ECG quick replacement**
- **Gratis DCA app for commissioning and configuring the DALI bus system, commissioning as of ETS 5**

The DALI-Gateway is DALI-2 certified. Colour settings through HSV control. 1 DALI-output




	Number of outputs	Installation width	Article Number
	1	4 SU / 71 mm	SCN-DA641.04

DALI Control 2x64 Gateway

- 2 DALI outputs for max. 2 x 64 ECGs
- **Single control of up to 64 ECGs / 16 DALI groups per output**
- Supports DALI, DALI-2 Standard and DALI ECG DT6/DT8
- **Innovative HSV colour control, RGB, RGBW and XY colour according to DALI DT8 Standard**
- **Tunable White colour temperature control**
- **Integrated colour control module for independent control of the light colour**
- **Active status query of individual ECGs in the event of external override**
- **Supports ECGs device type 51, to provide energy or power values directly**
- Operation modes: normal, permanent, night, staircase, panic and manual
- 16 Scenes with individual dimming times
- **Energy saving function to switch off the ECG's in the DALI groups (over an additional KNX switch actuator)**
- **Identification of faulty lights and ECGs, ECG quick replacement**
- **Gratis DCA app for commissioning and configuring the DALI bus system, commissioning as of ETS 5**

The DALI-Gateway is DALI-2 certified. Colour settings through HSV control. 1 DALI-output. 2 DALI-outputs



	Number of outputs	Installation width	Article Number
	2	4 SU / 71 mm	SCN-DA642.04

Dimming Actuators

DALI Control PRO64 Gateway, with Web interface

- **Individual control of up to 64 ECGs/16 DALI Groups**
- **KNX Data Secure**
- **Supports DALI and DALI-2 Standard**
- Commissioning of up to 8 DALI-2 motion detectors or light sensors
- **Innovative HSV colour control, RGB, RGBW and XY colour according to DALI DT8 Standard in 64 single channel /16 Groups**
- **Tunable White colour temperature control, 64 individual channels/16 groups**
- Supports various DALI DT6/DT8 ECGs
- Support for DT1 single-battery emergency lights with colour control
- **Integrated colour control module for independent control of the light colour**
- **Active status query of individual ECGs in the event of external override**
- **Supports ECGs device type 51, to provide energy or power values directly**
- Integrated DALI constant light control for up to 3 lighting groups
- Manual operation for all 16 groups
- 16 Scenes with individual dimming times
- **Energy saving function, 16 flexible standby-groups to switch off any single channel /group of ECG's (over an additional KNX switch actuator)**
- Easy group allocation directly over the display

The DALI-Gateway is Multi-Master DALI-2 certified. Colour settings through HSV control. 1 DALI-output



	Number of outputs	Installation width	Article Number
	1	4 SU / 71 mm	SCN-DA641P.04S

Heating Actuators

Heating Actuator AKH

- **New generation with extended functionality**
- Each channel can control up to 4 valve drives (230 V AC)
- **Free assignment of the outputs to the controller channel**
- Control with 1 Bit (Switch/PWM) / 1 Byte (continuous) control variables or direct control with temperature value over the KNX Bus
- **Integrated PI temperature controller (heating and cooling)**
- Comfort-, night-, frost protection mode. summer-/winter operation
- Setpoint setting adjustment with 1 Bit +/-, 1 Byte or 2 Byte absolute object
- Independent setpoint setting for comfort, standby and night
- Setpoint storage in the event of a bus power failure
- Emergency operation on failure of the control value
- Overload protection with fault message object (230 V AC)
- Error message via object in case of supply voltage failure
- Heating request object as well as a valve anti-stick object
- **Comprehensive scene functions**
- **Compatible with many visualisations**
- **Minimum flow temperature**
- **Clear text diagnostics for each channel with a 14 Byte object**
- Fast application download (long frame support as of ETS 5)

Heating actuator to control electrothermic valve drives, with LED indication per channel



	Number of outputs	Installation width	Article Number
	4	2 SU / 36 mm	AKH-0400.03
	6	3 SU / 54 mm	AKH-0600.03
	8	4 SU / 72 mm	AKH-0800.03

Analog In- / Outputs

Analog In-/Output 0-10 V, MDRC

- Each channel can be independently configured (in-/output)
- In-/output galvanically isolated from the KNX Bus
- In-/output have a common GND
- Voltage for output operation is generated in the actuator
- No external power supply required
- **Input mode:** Sensor type 0-10 V / 2-10 V or 0-20 mA / 2-20 mA (selectable), measured value scaling, adjustable data point types, min/max values, wire break detection, threshold value- and step control function
- **Output mode:** 0-10 V, selectable data point type, control input via 1 bit / 1 byte / 2 bytes, lock function, emergency mode, Day/Night function to limit the control value
- Fast application download (long frame support as of ETS 5)

Suitable as an analogue output to control ventilation systems and other devices with 0-10 V input. Also suitable as analogue input to collect rotational speed data or other 0 - 10 V measurements




	Number of channels	Installation width	Article Number
	4	2 SU / 36 mm	AIO-0410V.01

Analog In-/Output 0-10 V, flush mounted

- Each channel can be independently configured (in-/output)
- In-/output galvanically isolated from the KNX Bus
- In-/output have a common GND
- Voltage for output operation is generated in the actuator
- No external power supply required
- **Input mode:** Sensor type 0-10 V / 2-10 V or 0-20 mA / 2-20 mA (selectable), measured value scaling, adjustable data point types, min/max values, wire break detection, threshold value- and step control function
- **Output mode:** 0-10 V, selectable data point type, control input via 1 bit / 1 byte / 2 bytes, lock function, emergency mode, Day/Night function to limit the control value
- Installation in an installation box
- Dimensions (H x W x D): 41 x 41 x 12 mm
- Fast application download (long frame support as of ETS 5)

Suitable as an analogue output to control ventilation systems and other devices with 0-10 V input. Also suitable as analogue input to collect rotational speed data or other 0 - 10 V measurements



	Number of channels	Article Number
	2	AIO-0210V.01

Energy Meter 3-channel, 20 A, with direct measurement

- **3-phase bidirectional meter for active energy**
- **Energy Meter for single-phase or three-phase circuits**
- Measurement of the effective-/reactive and apparent power, voltage, current and power factor cos phi
- **Separate metering of energy, consumed from and supplied to the grid (kWh)**
- **Integrated True RMS current measurement**
- **Current measurement range 10 mA ... 20 A**
- **Threshold switch (1 Byte/2 Byte/2 Byte float)**
- Main and intermediate meter
- 4 mm² connection terminals
- Fast application download (long frame support as of ETS 5)

Industrial version. 3-Phase bidirectional meter. Direct measurement up to 20 A



	Number of channels	Installation width	Article Number
	3	4 SU / 72 mm	EZ-0320.01


Energy Meter 3-channel, 63 A, with transformer measurement

- **3-phase bidirectional meter for active energy**
- **3 single split core current transformers 63 A for easy folding installation included in the packaging**
- **Energy Meter for single-phase or three-phase circuits**
- Measurement of the effective-/reactive and apparent power, voltage, current and power factor cos phi
- **Separate metering of energy, consumed from and supplied to the grid (kWh)**
- **Integrated True RMS current measurement**
- **Current measurement range 30 mA ... 63 A**
- **Threshold switch (1 Byte/2 Byte/2 Byte float)**
- Main and intermediate meter
- 4 mm² connection terminals
- Cable length of the current transformers: 650 mm
- Fast application download (long frame support as of ETS 5)

Industrial version. 3-Phase bidirectional meter. Current transformer measurement up to 63 A



	Number of channels	Installation width	Article Number
	3	4 SU / 72 mm	EZ-0363.01



Sensors

For home automation to adjust appropriately to any situation in the rooms, information needs to be collected within the KNX installation. For example, temperature sensors, air sensors, motion detectors or brightness sensors are used indoors. The push-buttons and controllers that you can use to make individual settings, for example for light, heating or the shutters, essentially provide information to the KNX system. Information from window or door contacts is supplied via KNX Binary Inputs, and for outdoor areas, the weather station is the central source of information.

The innovative KNX products from MDT always offer true added value for you: Most of our push-buttons are optionally available with a temperature sensor, enabling room temperature measurement to be conducted with the push-button. This means you don't need an additional KNX component. The possibility to assign several functions to the push buttons, which can then be triggered by pressing once, twice or three times, reduces the number of components and gives you more options for controlling your Smart Home individually. In the case of push-buttons with displays, you can adjust the colours and icons on your display so it is tailored to your home. If you ever reconfigure something, the text is simply quickly altered in the ETS.

Highlights of the MDT sensors

MDT Push-button with integrated display for quick, individual labelling

When setting up the KNX system for the first time, it often happens that the requirements for the button assignment change. The corresponding labelling on our displays can be quickly and easily adapted during the changeover, so that the push-button displays the new assignment after programming. MDT Push-buttons with integrated displays are available in glass and thermoplast.

MDT Push-buttons save on additional sensors


Most of our KNX Push-buttons are available with an integrated temperature sensor. Some of our sensor products have an integrated brightness sensor or air humidity sensor. These sensors therefore do not have to be additionally installed in the rooms.

MDT Push-buttons in a timeless design, suited for every customer

Our high-quality assortments, with dimensions of 55 mm and 63 mm, fit into an array of switch ranges as listed on page 43. Popular alternatives are the MDT Glass Push-buttons: With up to 6 sensor surfaces, enabling a wide range of additional functions exceeding the standard functionality. With their timeless design, they blend harmoniously into any room.

MDT Motion Detectors recognise the direction of movement

Energy savings for your customers: Thanks to its two sensors, the MDT KNX Motion Detector is able to detect the direction of a movement. For example, the light can be switched off prematurely if movement in the direction of the exit is detected.



BE-GT2TW.02





Binary Inputs

Binary Input BE, for potential free contacts

- To connect **Push-buttons, switches, window contacts**
- **Multitouch-function, sends up to 4 values on the same or different objects**
- **Innovative group control with long/extra long button press**
- **4 integrated logic modules**, e.g., to evaluate the inputs (closed window or send a second object)
- NO- and NC operation, contact status send
- Dimmer- and shutter function for singular- and double Push-button operation
- Sending of values, forced operation
- Scenes and blocking object for each channel
- Short/Long button press with 2 objects

Version to connect potential free contacts. LED indicator for each channel, maximum cable length 100 m






	Number of inputs	Installation width	Article Number
	4	2 SU / 36 mm	BE-04000.02
	8	4 SU / 72 mm	BE-08000.02
	16	8 SU / 144 mm	BE-16000.02
	32	12 SU / 216 mm	BE-32000.02

Binary Inputs BE, 230 V

- To connect **Push-buttons, switches, window contacts**
- **Multitouch-function, sends up to 4 values on the same or different objects**
- **Innovative group control with long/extra long button press**
- **4 integrated logic modules**, e.g., to evaluate the inputs (closed window or send a second object)
- NO- and NC operation, contact status send
- Dimmer- and shutter function for singular- and double Push-button operation
- Sending of values, forced operation
- Scenes and blocking object for each channel
- Short/Long button press with 2 objects
- Cyclic sending, sending after reset

Version for 230 V AC control voltage. LED indicator for each channel, maximum cable length 100 m



	Number of inputs	Installation width	Article Number
	4	2 SU / 36 mm	BE-04230.02
	8	4 SU / 72 mm	BE-08230.02
	16	8 SU / 144 mm	BE-16230.02




Binary Inputs

Binary Inputs BE, 12-24 V AC/DC

- To connect **Push-buttons, switches, window contacts**
- **Multitouch-function, sends up to 4 values on the same or different objects**
- **Innovative group control with long/extra long button press**
- **4 integrated logic modules**, e.g., to evaluate the inputs (closed window or send a second object)
- NO- and NC operation, contact status send
- Dimmer- and shutter function for singular- and double Push-button operation
- Sending of values, forced operation
- Scenes and blocking object for each channel
- Short/Long button press with 2 objects
- Cyclic sending, sending after reset

Version for 12-24 V AC/DC control voltage. LED indicator for each channel, maximum cable length 100 m






	Number of inputs	Installation width	Article Number
	4	2 SU / 36 mm	BE-04024.02
	8	4 SU / 72 mm	BE-08024.02
	16	8 SU / 144 mm	BE-16024.02

Push Button Interface BE, for potential free contacts

- For installation in an installation box, cable length max. 10 m
- To connect **Push-buttons, switches, window contacts**
- Each channel can be set as an output for 1.5 mA low-current LEDs
- **Multitouch-function, sends up to 4 values on the same or different objects**
- **Innovative group control with long/extra long button press**
- **4 integrated logic modules**, e.g., to evaluate the inputs (closed window or send a second object)
- NO- and NC operation, duration of button press selectable
- Dimmer- and shutter function for singular- and double Push-button operation
- Send of values, forced operation and switch commands are selectable
- Short/Long button press with 2 objects
- Integrated pulse- and switch counter, selectable cyclic sending
- For installation in an installation box (Length of the connection cable 22 cm)

Version to connect potential free contacts or LEDs




	Number of inputs	Article Number
	2	BE-02001.02
	4	BE-04001.02
	6	BE-06001.02

Push Button Interface BE, 230 V

- For installation in an installation box, cable length max. 100 m
- To connect **230 V Push-buttons, switches, motion detectors**
- **Multitouch-function, sends up to 4 values on the same or different objects**
- **Innovative group control with long/extra long button press**
- **4 integrated logic modules**, e.g., to evaluate the inputs (closed window or send a second object)
- NO- and NC operation, duration of button press selectable
- Dimmer- and shutter function for singular- and double Push-button operation
- Send of values, forced operation and switch commands are selectable
- Short/Long button press with 2 objects
- Integrated pulse- and switch counter, selectable cyclic sending
- For installation in an installation box
- Dimensions (H x W x D): 41 x 41 x 22 mm
- Integrated Bus coupler

Version for 230 V AC control voltage



	Number of inputs	Article Number
	2	BE-02230.02



Our high-quality assortments 55 and 63 fit into the design ranges of the following manufacturers

Assortment 55 – White

Fits 55 mm switch ranges, e.g.:

- GIRA Standard 55, E2, Event, Esprit
- BERKER S1, B3, B7
- JUNG A 500, A PLUS, A CREATION, AS 500, A550, A FLOW
- MERTEN 1M, M-Smart, M-Plan, M-Pure

Assortment 55 – Black

Fits 55 mm switch ranges, e.g.:

- GIRA E2
- BERKER B3, B7
- JUNG A550
- MERTEN M-Pure

Assortment 63 – Studio white

Fits 63 mm switch ranges, e.g.:

- Busch-Jaeger future linear, solo, carat, Busch-axcent













Assortment 55

Push Button 55

- **Centred labelling field with cover foil for individual labelling**
- The buttons can be configured as pairs or as singular buttons
- Singular and double Push-button operation for switching, dimming, shutters, values
- **Innovative group control with long/extra long button press**
- Toggle up to four values or scenes
- Short/Long button press with 2 objects
- 4 Logic blocks
- Installation in an installation box using the included installation frame
- Integrated Bus coupler

Suitable for 55 mm switch ranges
















	Number of buttons	Colour	Article Number
	1 pair of buttons / 2 buttons	Pure White, matt	BE-TA5502.02
	2 pairs of buttons / 4 buttons	Pure White, matt	BE-TA5504.02
	3 pairs of buttons / 6 buttons	Pure White, matt	BE-TA5506.02
	4 pairs of buttons / 8 buttons	Pure White, matt	BE-TA5508.02
	1 pair of buttons / 2 buttons	Pure White, glossy	BE-TA5502.G2
	2 pairs of buttons / 4 buttons	Pure White, glossy	BE-TA5504.G2
	3 pairs of buttons / 6 buttons	Pure White, glossy	BE-TA5506.G2
	4 pairs of buttons / 8 buttons	Pure White, glossy	BE-TA5508.G2
	1 pair of buttons / 2 buttons	Black, matt	BE-TA550206.02
	2 pairs of buttons / 4 buttons	Black, matt	BE-TA550406.02
	3 pairs of buttons / 6 buttons	Black, matt	BE-TA550606.02
	4 pairs of buttons / 8 buttons	Black, matt	BE-TA550806.02

Push Button Plus 55

- **Centred labelling field with cover foil for individual labelling**
- The buttons can be configured as pairs or as singular buttons
- Singular and double Push-button operation for switching, dimming, shutters, values
- **Innovative group control with long/extra long button press**
- Toggle up to four values or scenes
- Short/Long button press with 2 objects
- 4 Logic blocks
- 2 operation/status LEDs (red/green) and orientation light independently controllable
- Switch object to control the LED-priority
- Installation in an installation box using the included installation frame
- Integrated Bus coupler

With LEDs for operation- / status indication and orientation light. Suitable for 55 mm switch ranges
















	Number of buttons	Colour	Article Number
	1 pair of buttons / 2 buttons	Pure White, matt	BE-TA55P2.02
	2 pairs of buttons / 4 buttons	Pure White, matt	BE-TA55P4.02
	3 pairs of buttons / 6 buttons	Pure White, matt	BE-TA55P6.02
	4 pairs of buttons / 8 buttons	Pure White, matt	BE-TA55P8.02
	1 pair of buttons / 2 buttons	Pure White, glossy	BE-TA55P2.G2
	2 pairs of buttons / 4 buttons	Pure White, glossy	BE-TA55P4.G2
	3 pairs of buttons / 6 buttons	Pure White, glossy	BE-TA55P6.G2
	4 pairs of buttons / 8 buttons	Pure White, glossy	BE-TA55P8.G2
	1 pair of buttons / 2 buttons	Black, matt	BE-TA55P206.02
	2 pairs of buttons / 4 buttons	Black, matt	BE-TA55P406.02
	3 pairs of buttons / 6 buttons	Black, matt	BE-TA55P606.02
	4 pairs of buttons / 8 buttons	Black, matt	BE-TA55P806.02

Push Button Plus TS 55

- **Temperature sensor to measure the room temperature**
- **Centred labelling field with cover foil for individual labelling**
- The buttons can be configured as pairs or as singular buttons
- Singular and double Push-button operation for switching, dimming, shutters, values
- **Innovative group control with long/extra long button press**
- Toggle up to four values or scenes
- Short/Long button press with 2 objects
- 4 Logic blocks
- 2 operation/status LEDs (red/green) and orientation light independently controllable
- Switch object to control the LED-priority
- Installation in an installation box using the included installation frame
- Integrated Bus coupler

With temperature sensor.
LEDs for operation- /
status indication and
orientation light. Suitable
for 55 mm switch ranges








	Number of buttons	Colour	Article Number
	1 pair of buttons / 2 buttons	Pure White, matt	BE-TA55T2.02
	2 pairs of buttons / 4 buttons	Pure White, matt	BE-TA55T4.02
	3 pairs of buttons / 6 buttons	Pure White, matt	BE-TA55T6.02
	4 pairs of buttons / 8 buttons	Pure White, matt	BE-TA55T8.02
	1 pair of buttons / 2 buttons	Pure White, glossy	BE-TA55T2.G2
	2 pairs of buttons / 4 buttons	Pure White, glossy	BE-TA55T4.G2
	3 pairs of buttons / 6 buttons	Pure White, glossy	BE-TA55T6.G2
	4 pairs of buttons / 8 buttons	Pure White, glossy	BE-TA55T8.G2
	1 pair of buttons / 2 buttons	Black, matt	BE-TA55T206.02
	2 pairs of buttons / 4 buttons	Black, matt	BE-TA55T406.02
	3 pairs of buttons / 6 buttons	Black, matt	BE-TA55T606.02
	4 pairs of buttons / 8 buttons	Black, matt	BE-TA55T806.02

Push Button Lite 55 Basic

- The buttons can be configured as pairs or as singular buttons
- Singular and double Push-button operation for switching, dimming, shutters, values
- Toggle up to four values or scenes
- Short/Long button press with 2 objects
- **Innovative group control with long/extra long button press**
- **Multitouch-function, sends up to 4 values on the same or different objects**
- 4 Logic blocks
- Installation in an installation box using the included installation frame
- Integrated Bus coupler

Suitable for 55 mm switch ranges



	Number of buttons	Colour	Symbol	Article Number
	1 Push-button pair / 2 Push-buttons	Pure White, glossy	Neutral	BE-TAL55B1.01
	2 Push-button pairs / 4 Push-buttons	Pure White, glossy	Neutral	BE-TAL55B2.01
	1 Push-button pair / 2 Push-buttons	Black, matt	Neutral	BE-TAL55B106.01
	2 Push-button pairs / 4 Push-buttons	Black, matt	Neutral	BE-TAL55B206.01

Push Button Lite 55, 1-gang

- The buttons can be configured as pairs or as singular buttons
- Singular and double Push-button operation for switching, dimming, shutters, values
- Toggle up to four values or scenes
- Short/Long button press with 2 objects
- **Innovative group control with long/extra long button press**
- **Multitouch-function, sends up to 4 values on the same or different objects**
- **Two RGBW status LEDs per Push-button pair**
- **LED brightness controllable via a day/night- or brightness object**
- 4 Logic blocks
- Installation in an installation box using the included installation frame
- Integrated Bus coupler

Version with 1 button pair / 2 buttons. Suitable for 55 mm switch ranges



	Colour	Symbol	Article Number
	Pure White, glossy	Neutral	BE-TAL5501.01
	Pure White, glossy	Up/Down	BE-TAL5501.A1
	Pure White, glossy	I/O	BE-TAL5501.B1
	Black, matt	Neutral	BE-TAL550106.01
	Black, matt	Up/Down	BE-TAL550106.A1
	Black, matt	I/O	BE-TAL550106.B1

Push Button Lite 55, 1-gang, with temperature sensor

- **With temperature sensor to measure room temperature**
- The buttons can be configured as pairs or as singular buttons
- Singular and double Push-button operation for switching, dimming, shutters, values
- Toggle up to four values or scenes
- Short/Long button press with 2 objects
- **Innovative group control with long/extra long button press**
- **Multitouch-function, sends up to 4 values on the same or different objects**
- **Two RGBW status LEDs per Push-button pair**
- **LED brightness controllable via a day/night- or brightness object**
- 4 Logic blocks
- Installation in an installation box using the included installation frame
- Integrated Bus coupler

Version with 1 button pair / 2 buttons und temperature sensor. Suitable for 55 mm switch ranges




	Colour	Symbol	Article Number
	Pure White, glossy	Neutral	BE-TAL55T1.01
	Pure White, glossy	Up/Down	BE-TAL55T1.A1
	Pure White, glossy	I/O	BE-TAL55T1.B1
	Black, matt	Neutral	BE-TAL55T106.01
	Black, matt	Up/Down	BE-TAL55T106.A1
	Black, matt	I/O	BE-TAL55T106.B1

Push Button Lite 55, 2-gang

- The buttons can be configured as pairs or as singular buttons
- Singular and double Push-button operation for switching, dimming, shutters, values
- Toggle up to four values or scenes
- Short/Long button press with 2 objects
- **Innovative group control with long/extra long button press**
- **Multitouch-function, sends up to 4 values on the same or different objects**
- **Two RGBW status LEDs per Push-button pair**
- **LED brightness controllable via a day/night- or brightness object**
- 4 Logic blocks
- Installation in an installation box using the included installation frame
- Integrated Bus coupler

Version with 2 button pairs / 4 buttons. Suitable for 55 mm switch ranges



	Colour	Symbol	Article Number
	Pure White, glossy	Neutral	BE-TAL5502.01
	Pure White, glossy	Up/Down	BE-TAL5502.A1
	Pure White, glossy	I/O	BE-TAL5502.B1
	Pure White, glossy	Up/Down and I/O	BE-TAL5502.C1
	Pure White, glossy	I/O and Up/Down	BE-TAL5502.D1
	Black, matt	Neutral	BE-TAL550206.01
	Black, matt	Up/Down	BE-TAL550206.A1
	Black, matt	I/O	BE-TAL550206.B1
	Black, matt	Up/Down and I/O	BE-TAL550206.C1
	Black, matt	I/O and Up/Down	BE-TAL550206.D1

Push Button Lite 55, 2-gang, with temperature sensor

- **With temperature sensor to measure room temperature**
- The buttons can be configured as pairs or as singular buttons
- Singular and double Push-button operation for switching, dimming, shutters, values
- Toggle up to four values or scenes
- Short/Long button press with 2 objects
- **Innovative group control with long/extra long button press**
- **Multitouch-function, sends up to 4 values on the same or different objects**
- **Two RGBW status LEDs per Push-button pair**
- **LED brightness controllable via a day/night- or brightness object**
- 4 Logic blocks
- Installation in an installation box using the included installation frame
- Integrated Bus coupler

Version with 2 sensor pairs / 4 sensor areas and temperature sensor. Suitable for 55 mm switch ranges






	Colour	Symbol	Article Number
	Pure White, glossy	Neutral	BE-TAL55T2.01
	Pure White, glossy	Up/Down	BE-TAL55T2.A1
	Pure White, glossy	I/O	BE-TAL55T2.B1
	Pure White, glossy	Up/Down and I/O	BE-TAL55T2.C1
	Pure White, glossy	I/O and Up/Down	BE-TAL55T2.D1
	Black, matt	Neutral	BE-TAL55T206.01
	Black, matt	Up/Down	BE-TAL55T206.A1
	Black, matt	I/O	BE-TAL55T206.B1
	Black, matt	Up/Down and I/O	BE-TAL55T206.C1
	Black, matt	I/O and Up/Down	BE-TAL55T206.D1

Push Button Lite 55, 4-gang

- **Multitouch-function, sends up to 4 values on the same or different objects**
- **Innovative group control with long/extra long button press**
- Singular Push-button operation for switching, dimming, shutters, values
- Toggle up to four values or scenes
- Short/Long button press with 2 objects
- **Four RGBW status LEDs**
- **LED brightness controllable via a day/night- or brightness object**
- Integrated Bus coupler

Version with 4 buttons.
Suitable for 55 mm switch ranges






	Colour	Symbol	Article Number
	Pure White, glossy	Neutral	BE-TAL5504.01
	Black, matt	Neutral	BE-TAL550406.01

Push Button Lite 55, 4-gang, with temperature sensor

- **With temperature sensor to measure room temperature**
- **Multitouch-function, sends up to 4 values on the same or different objects**
- **Innovative group control with long/extra long button press**
- Singular Push-button operation for switching, dimming, shutters, values
- Toggle up to four values or scenes
- Short/Long button press with 2 objects
- **Four RGBW status LEDs**
- **LED brightness controllable via a day/night- or brightness object**
- Integrated Bus coupler

Version with 4 buttons
and temperature sensor.
Suitable for 55 mm switch ranges



	Colour	Symbol	Article Number
	Pure White, glossy	Neutral	BE-TAL55T4.01
	Black, matt	Neutral	BE-TAL55T406.01




Rockers for Push-button Lite 55

- As a replacement rocker or for exchanging a labelled rocker by functional change



	Number of buttons	Colour	Symbol	Article Number
	1 Push-button pair / 2 Push-buttons	Pure White, glossy	Neutral	BE-TAL55W102.01
	1 Push-button pair / 2 Push-buttons	Pure White, glossy	Up/Down	BE-TAL55W102.A1
	1 Push-button pair / 2 Push-buttons	Pure White, glossy	I/O	BE-TAL55W102.B1
	2 Push-button pairs / 4 Push-buttons	Pure White, glossy	Neutral	BE-TAL55W202.01
	2 Push-button pairs / 4 Push-buttons	Pure White, glossy	Up/Down	BE-TAL55W202.A1
	2 Push-button pairs / 4 Push-buttons	Pure White, glossy	I/O	BE-TAL55W202.B1
	2 Push-button pairs / 4 Push-buttons	Pure White, glossy	Up/Down and I/O	BE-TAL55W202.C1
	2 Push-button pairs / 4 Push-buttons	Pure White, glossy	I/O and Up/Down	BE-TAL55W202.D1
	4 Push-buttons	Pure White, glossy	Neutral	BE-TAL55W402.01
	1 Push-button pair / 2 Push-buttons	Black, matt	Neutral	BE-TAL55W106.01
	1 Push-button pair / 2 Push-buttons	Black, matt	Up/Down	BE-TAL55W106.A1
	1 Push-button pair / 2 Push-buttons	Black, matt	I/O	BE-TAL55W106.B1
	2 Push-button pairs / 4 Push-buttons	Black, matt	Neutral	BE-TAL55W206.01
	2 Push-button pairs / 4 Push-buttons	Black, matt	Up/Down	BE-TAL55W206.A1
	2 Push-button pairs / 4 Push-buttons	Black, matt	I/O	BE-TAL55W206.B1

Rockers for Push-button Lite 55



	Number of buttons	Colour	Symbol	Article Number
	2 Push-button pairs / 4 Push-buttons	Black, matt	Up/Down and I/O	BE-TAL55W206.C1
	2 Push-button pairs / 4 Push-buttons	Black, matt	I/O and Up/Down	BE-TAL55W206.D1
	4 Push-buttons	Black, matt	Neutral	BE-TAL55W406.01

Push Button Smart 55

- **Active colour display for function and status indication**
- **Selectable background colour and brightness of the display (white or black)**
- Display brightness adjustable over brightness- and day/night object
- Display of inside-/outside temperature and time of day
- **Multitouch-function, sends up to 4 values on the same or different objects**
- **Innovative group control with long/extra long button press**
- Singular and double Push-button operation for switching, dimming, shutters, values
- **Adjustable symbols and texts for each button/function**
- Short/Long button press with 2 objects
- Installation in an installation box using the included installation frame
- Recommended installation height: 1.05 ... 1.20 m
- **No additional power supply required**
- Integrated Bus coupler

With 4 mechanical buttons, suitable for 55 mm switch ranges



	Number of buttons	Colour	Article Number
	4 Push-buttons	Pure White, glossy	BE-TAS5504.01
	4 Push-buttons	Black, matt	BE-TAS550406.01



Assortment 55

Push Button Smart 55, with Temperature and Humidity Sensor

- **Active colour display for function and status indication**
- **Selectable background colour and brightness of the display (white or black)**
- Display brightness adjustable over brightness- and day/night object
- Display of inside-/outside temperature and time of day
- **Multitouch-function, sends up to 4 values on the same or different objects**
- **Innovative group control with long/extra long button press**
- Singular and double Push-button operation for switching, dimming, shutters, values
- **Adjustable symbols and texts for each button/function**
- Short/Long button press with 2 objects
- **Temperature sensor to measure the room temperature**
- Additional function to set the temperature and operation mode
- **No additional power supply required**
- Installation in an installation box using the included installation frame
- Recommended installation height: 1.05 ... 1.20 m
- Integrated Bus coupler

With 4 mechanical buttons, temperature- and humidity sensor, including functions for temperature and operation mode adjustment. Suitable for 55 mm switch ranges





	Number of buttons	Colour	Article Number
	4 Push-buttons	Pure White, glossy	BE-TAS55T4.01
	4 Push-buttons	Black, matt	BE-TAS55T406.01

Shutter Push Button Smart 55

- **Active colour display for function and status indication**
- Display brightness adjustable over brightness- and day/night object
- **Display of height, slats and wind-/rain-/frost alarm**
- Up/down Push-button for manual operation
- **Innovative group control with long/extra long button press**
- **Time switch with 8 switching times, power reserve**
- **Daily-/weekly-/astro switch function**
- **Automatic bank holiday calculation**
- Switching times adjustable over the ETS and Push-buttons
- Control of height and slats via the time switch
- **Manual activation of the time switch and automatic sun shading**
- Output object for Date and Time (Master)
- Date and time adjustable over the KNX Bus (Slave)
- 8 logic blocks each with 4 inputs
- **No additional power supply required**
- Integrated Bus coupler

Version with 4 buttons and integrated time switch. Suitable for 55 mm switch ranges







	Number of buttons	Colour	Article Number
	4 Push-buttons	Pure White, glossy	BE-JTA5504.01
	4 Push-buttons	Black, matt	BE-JTA550406.01

Motion Detector / Automatic Switch 55

- **Motion detector with 2 sensors and brightness sensor**
- Detection angle H 180° / V 15°, area of detection 6 ... 10 m
- **Suitable for house pets up to 12 kg**
- **Activation sensitivity for day, night, and presence individually selectable**
- **Detection of movement direction**
- 2 Light channels, 1 HVC- and Alarm channel
- **Short-term presence to reduce the follow up time**
- Master/slave function, scenes and logic functions
- **Integrated white LED nightlight**
- Day/night function, orientation light function
- Blocking- and forced operation with release time
- External Push-button input for automatic and manual operation
- Recommended installation height: 1.05 ... 1.20 m
- Integrated Bus coupler

Motion Detector with 2 sensors. Integrated Bus coupler. Suitable for 55 mm switch ranges







	Colour	Article Number
	Pure White, matt	SCN-BWM55.02
	Pure White, glossy	SCN-BWM55.G2
	Black, matt	SCN-BWM5506.02

Motion Detector / Automatic Switch TS 55

- **Motion detector with 2 sensors and brightness sensor**
- **Two sensor surfaces for selectable functions**
- **Temperature sensor to measure the room temperature**
- Detection angle H 180° / V 15°, area of detection 6 ... 10 m
- **Suitable for house pets up to 12 kg**
- **Activation sensitivity for day, night, and presence individually selectable**
- **Detection of movement direction**
- 2 Light channels, 1 HVC- and Alarm channel
- **Short-term presence to reduce the follow up time**
- Master/slave function, scenes and logic functions
- **Integrated white LED nightlight**
- Day/night function, orientation light function
- Blocking- and forced operation with release time
- External Push-button input for automatic and manual operation

Motion Detector with 2 sensors. Version with temperature sensor and 2 sensor areas. Integrated Bus coupler. Suitable for 55 mm switch ranges






	Number of buttons	Colour	Article Number
	2 sensor surfaces	Pure White, matt	SCN-BWM55T.02
	2 sensor surfaces	Pure White, glossy	SCN-BWM55T.G2
	2 sensor surfaces	Black, matt	SCN-BWM55T06.02

Motion Detector 2.2 m TS 55

- Suitable for 55 mm switch ranges
- **Motion detector with 2 sensors and brightness sensor**
- **Temperature sensor to measure the room temperature**
- **Activation sensitivity for day, night, and presence individually selectable**
- 2 Light channels, 1 HVC- and Alarm channel
- **Short-term presence to reduce the follow up time**
- Master/slave function, scenes and logic functions
- **Day/Night function**
- Blocking- and forced operation with release time
- External Push-button input for automatic and manual operation
- Recommended installation height: 2.20 m
- Installation in an installation box using the included installation frame
- Integrated Bus coupler

Motion Detector with 2 sensors and temperature sensor. For wall mounting at 2.2 m. Suitable for 55 mm switch ranges







	Colour		Article Number
	Pure White, matt	Q2/25	PSE-B552T01.02
	Pure White, glossy	Q2/25	PSE-B552T02.02
	Black, matt	Q2/25	PSE-B552T06.02

Room Temperature Controller 55

- **Selectable controller type (2-step, PI, PWM)**
- Setpoint storage in the event of a bus power failure
- Bit/Byte object for set point adjustment
- Temperature control of rooms, Measurement range -10 ... +50 °C
- Temperature min/max memory, messages and Frost/heat protection alarm
- Setpoint adjustment via visualisation, e.g MDT VisuControl
- Day-/night-/frost protection mode
- Status via HVAC and RHCC objects
- Operation mode change via Bit/Byte object
- Installation in an installation box using the included installation frame
- Integrated Bus coupler

Temperature controller, suitable for 55 mm switch ranges







	Colour		Article Number
	Pure White, matt		SCN-RT1UP.01
	Pure White, glossy		SCN-RT1UP.G1
	Black, matt		SCN-RT1UP06.01

Room Temperature Sensor 55

- Min/Max limits selectable
- Frost-/heat alarm
- Min/Max value memory
- Temperature sensor
- Measurement range -10 ... +50 °C
- Installation in an installation box using the included installation frame
- Integrated Bus coupler

Temperature sensor,
suitable for 55 mm switch
ranges






	Colour	Article Number
	Pure White, matt	SCN-TS1UP.01
	Pure White, glossy	SCN-TS1UP.G1
	Black, matt	SCN-TS1UP06.01

Room temperature controller 55, with an adjustment wheel

- **Selectable controller type (2-step, PI, PWM)**
- Setpoint storage in the event of a bus power failure
- Bit/Byte object for set point adjustment
- Temperature control of rooms, Measurement range -10 ... +50 °C
- Temperature min/max memory, messages and Frost/heat protection alarm
- Setpoint adjustment via visualisation, e.g MDT VisuControl
- Day-/night-/frost protection mode
- Status via HVAC and RHCC objects
- Operation mode change via Bit/Byte object
- Installation in an installation box using the included installation frame

With an adjustment wheel
for set point regulation,
suitable for 55 mm switch
ranges





	Colour	Article Number
	Pure White, matt	SCN-RT1UPE.01
	Pure White, glossy	SCN-RT1UPE.G1
	Black, matt	SCN-RT1UPE06.01

Room Temperature Controller Smart 55

- **Active colour display for function and status indication**
- **Selectable background colour and brightness of the display (white or black)**
- **Display of set- and actual temperature**
- Room Temperature Controller
- Measurement range -10 ... +50 °C
- **Selectable controller type (2-step, PI, PWM)**
- Easy setpoint adjustment over separate +/- Push-buttons
- 1 Bit +/-, 1 Byte or 2 Byte absolute object for setpoint adjustment
- Setpoint storage in the event of a bus power failure
- Temperature min/max memory, messages and Frost/heat protection alarm
- Operation mode change via Bit/Byte object
- **Temperature- and Humidity sensor with calculation of the condensation point**
- **Notification when leaving the comfort zone**
- **4 Binary inputs to connect potential free contacts (Mechanical Push-buttons, Switches, window contacts)**
- **Ventilation control with manual and automatic operation**

With colour display, temperature-/humidity sensor and 4 inputs. Suitable for 55 mm switch ranges





	Number of buttons	Number of inputs	Colour	Article Number
	4 Push-buttons	4	Pure White, glossy	SCN-RTR55S.01
	4 Push-buttons	4	Black, matt	SCN-RTR55S06.01

Room Temperature Extension Unit Smart 55

- **Active colour display for function and status indication**
- **Selectable background colour and brightness of the display (white or black)**
- **Display of set- and actual temperature**
- **Room temperature extension unit for rooms**
- Measurement range -10 ... +50 °C
- Easy setpoint adjustment over separate +/- Push-buttons
- 1 Bit +/-, 1 Byte or 2 Byte absolute object for setpoint adjustment
- **Temperature min/max memory and messages**
- **Room temperature control in combination with the MDT AKH-Heating actuators**
- **Ventilation control with manual and automatic operation**
- Installation in an installation box using the included installation frame
- Recommended installation height: 1.60 m
- Integrated Bus coupler

With colour display, temperature-/humidity sensor. Suitable for 55 mm switch ranges





	Number of buttons	Colour	Article Number
	4 Push-buttons	Pure White, glossy	SCN-RTN55S.01
	4 Push-buttons	Black, matt	SCN-RTN55S06.01

Object Controller 55

- Room Temperature Controller
- Measurement range -10 ... +50 °C
- **Selectable controller type (2-step, PI, PWM)**
- 1 Bit +/-, 1 Byte or 2 Byte absolute object for setpoint adjustment
- Setpoint storage in the event of a bus power failure
- Temperature min/max memory, messages and Frost/heat protection alarm
- Operation mode change via Bit/Byte object
- **Temperature- and Humidity sensor with calculation of the condensation point**
- **Notification when leaving the comfort zone**
- **4 Binary inputs to connect potential free contacts (Mechanical Push-buttons, Switches, window contacts)**
- **Ventilation control with manual and automatic operation**
- 14 Byte object for plain text diagnosis
- Installation in an installation box using the included installation frame
- Recommended installation height: 1.60 m
- Integrated Bus coupler

With temperature-/humidity sensor and 4 inputs. Suitable for 55 mm switch ranges






	Number of inputs	Colour	Article Number
	4	Pure White, glossy	SCN-RTR550.01
	4	Black, matt	SCN-RTR55006.01

Room Temperature / Humidity Sensor 55

- Room temperature sensor
- Measurement range -10 ... +50 °C
- **Humidity sensor with calculation of the condensation point**
- **Notification when leaving the comfort zone**
- **Temperature min/max memory and messages**
- Installation in an installation box using the included installation frame
- Recommended installation height: 1.60 m
- Integrated Bus coupler

With temperature and humidity sensor. Suitable for 55 mm switch ranges




	Colour	Article Number
	Pure White, glossy	SCN-TFS55.01
	Black, matt	SCN-TFS5506.01




Assortment 55

CO2/VOC Combi sensor 55

- **Combi Sensor to measure the CO2 and Mixed gas concentration (VOC), the room temperature and the relative humidity**
- Upper and lower threshold value selectable per measured value
- Integrated room temperature controller (2-step, PI, PWM)
- **Air quality control function selectable as step-/ PI-controller for CO2-/ or VOC-sensor**
- 4-step controller with 1 Bit outputs or 1 Byte output with selectable thresholds
- Adjustable PI controller, external setpoint shift
- **Air quality status indication light for CO2 or VOC concentration with 4 colour channels and adjustable output objects (1-bit / scenes / RGB / HSV)**
- **Day/Night function**
- Installation in an airtight flush mounted installation box using the included installation frame
- Supply voltage via KNX bus, no auxiliary voltage required

Version with 2 sensors, suitable for 55 mm switch ranges

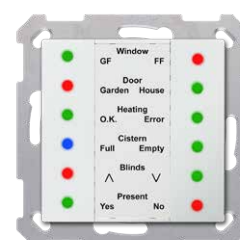




	Colour	Article Number
	Pure White, matt	SCN-CO2MGS01.02
	Pure White, glossy	SCN-CO2MGS.02
	Black, matt	SCN-CO2MGS06.02

LED Indicator 55

- **12 switchable RGB status LEDs**
- **Centred labelling field with cover foil for individual labelling**
- **3 Objects per LED**
- **4 possible states per LED (Value=0, Value=1, Priorities object=1, Object failure)**
- 8 logic blocks each with 8 inputs
- 4 Modules to compare telegrams
- Brightness selectable in 2 steps
- **Day/Night function**
- Switch off/reduction of brightness
- Present/absence object
- **Failure monitoring of the objects with an alert function**
- Object with an alert function (e.g. absent or open window)
- Integrated Bus coupler

Version with 12 RGB-LEDs. Suitable for 55 mm switch ranges



	Colour	Article Number
	Pure White, glossy	SCN-LED55.01
	Black, matt	SCN-LED5506.01



Assortment 55

Frame 1-gang for assortment 55, IT/US

- The installation frame type E is suitable for the following installation boxes: Legrand 503E, Vimar V71703, Legrand 1-Gang Low Voltage Swing Bracket for Retrofit, Carlon 1 gang US Box, Kaiser 662
- Dimensions (H x W x D): 82 x 121 x 12 mm

Design frame 1-gang, incl. installation frame type E international, for the assortment 55





	Number of gangs	Colour	Article Number
	1	Pure White, glossy	BE-RA1FE02.01
	1	Black, matt	BE-RA1FE06.01

Frame 2-gang for assortment 55, IT

- The installation frame type F is suitable for the following installation boxes: Legrand 504E, Vimar V71704
- Dimensions (H x W x D): 82 x 141 x 12 mm

Design frame 2-gang, incl. installation frame type F international, for the assortment 55






	Number of gangs	Colour	Article Number
	2	Pure White, glossy	BE-RA2FF02.01
	2	Black, matt	BE-RA2FF06.01

Push Button Lite 63, 1-gang

- The buttons can be configured as pairs or as singular buttons
- Singular and double Push-button operation for switching, dimming, shutters, values
- Toggle up to four values or scenes
- Short/Long button press with 2 objects
- **Innovative group control with long/extra long button press**
- **Multitouch-function, sends up to 4 values on the same or different objects**
- **Two RGBW status LEDs per Push-button pair**
- **LED brightness controllable via a day/night- or brightness object**
- 4 Logic blocks
- Installation in an installation box using the included installation frame
- Integrated Bus coupler

Version with 1 button pair / 2 buttons. Suitable for 63 mm switch ranges






	Colour	Symbol	Article Number
	Studio white, glossy	Neutral	BE-TAL6301.01
	Studio white, glossy	Up/Down	BE-TAL6301.A1
	Studio white, glossy	I/O	BE-TAL6301.B1

Push Button Lite 63, 1-gang, with temperature sensor

- **With temperature sensor to measure room temperature**
- The buttons can be configured as pairs or as singular buttons
- Singular and double Push-button operation for switching, dimming, shutters, values
- Toggle up to four values or scenes
- Short/Long button press with 2 objects
- **Innovative group control with long/extra long button press**
- **Multitouch-function, sends up to 4 values on the same or different objects**
- **Two RGBW status LEDs per Push-button pair**
- **LED brightness controllable via a day/night- or brightness object**
- 4 Logic blocks
- Installation in an installation box using the included installation frame
- Integrated Bus coupler

Version with 1 button pair / 2 buttons und temperature sensor. Suitable for 63 mm switch ranges



	Colour	Symbol	Article Number
	Studio white, glossy	Neutral	BE-TAL63T1.01
	Studio white, glossy	Up/Down	BE-TAL63T1.A1
	Studio white, glossy	I/O	BE-TAL63T1.B1

Push Button Lite 63, 2-gang

- The buttons can be configured as pairs or as singular buttons
- Singular and double Push-button operation for switching, dimming, shutters, values
- Toggle up to four values or scenes
- Short/Long button press with 2 objects
- **Innovative group control with long/extra long button press**
- **Multitouch-function, sends up to 4 values on the same or different objects**
- **Two RGBW status LEDs per Push-button pair**
- **LED brightness controllable via a day/night- or brightness object**
- 4 Logic blocks
- Installation in an installation box using the included installation frame
- Integrated Bus coupler

Version with 2 button pairs / 4 buttons. Suitable for 63 mm switch ranges



	Colour	Symbol	Article Number
	Studio white, glossy	Neutral	BE-TAL6302.01
	Studio white, glossy	Up/Down	BE-TAL6302.A1
	Studio white, glossy	I/O	BE-TAL6302.B1
	Studio white, glossy	Up/Down and I/O	BE-TAL6302.C1
	Studio white, glossy	I/O and Up/Down	BE-TAL6302.D1

Push Button Lite 63, 2-gang, with temperature sensor

- **With temperature sensor to measure room temperature**
- The buttons can be configured as pairs or as singular buttons
- Singular and double Push-button operation for switching, dimming, shutters, values
- Toggle up to four values or scenes
- Short/Long button press with 2 objects
- **Innovative group control with long/extra long button press**
- **Multitouch-function, sends up to 4 values on the same or different objects**
- **Two RGBW status LEDs per Push-button pair**
- **LED brightness controllable via a day/night- or brightness object**
- 4 Logic blocks
- Installation in an installation box using the included installation frame
- Integrated Bus coupler

Version with 2 sensor pairs / 4 sensor areas and temperature sensor. Suitable for 63 mm switch ranges




	Colour	Symbol	Article Number
	Studio white, glossy	Neutral	BE-TAL63T2.01
	Studio white, glossy	Up/Down	BE-TAL63T2.A1
	Studio white, glossy	I/O	BE-TAL63T2.B1
	Studio white, glossy	Up/Down and I/O	BE-TAL63T2.C1
	Studio white, glossy	I/O and Up/Down	BE-TAL63T2.D1

Push Button Lite 63, 4-gang

- **Multitouch-function, sends up to 4 values on the same or different objects**
- **Innovative group control with long/extra long button press**
- Singular Push-button operation for switching, dimming, shutters, values
- Toggle up to four values or scenes
- Short/Long button press with 2 objects
- **Four RGBW status LEDs**
- **LED brightness controllable via a day/night- or brightness object**
- Integrated Bus coupler

Version with 4 buttons.
Suitable for 63 mm switch ranges





	Colour	Symbol	Article Number
	Studio white, glossy	Neutral	BE-TAL6304.01

Push Button Lite 63, 4-gang, with temperature sensor

- **With temperature sensor to measure room temperature**
- **Multitouch-function, sends up to 4 values on the same or different objects**
- **Innovative group control with long/extra long button press**
- Singular Push-button operation for switching, dimming, shutters, values
- Toggle up to four values or scenes
- Short/Long button press with 2 objects
- **Four RGBW status LEDs**
- **LED brightness controllable via a day/night- or brightness object**
- Integrated Bus coupler

Version with 4 buttons
and temperature sensor.
Suitable for 63 mm switch ranges



	Colour	Symbol	Article Number
	Studio white, glossy	Neutral	BE-TAL63T4.01

Rockers for Push Button Light 63

- As a replacement rocker or for exchanging a labelled rocker by functional change




	Colour	Symbol	Article Number
	Studio white, glossy	Neutral	BE-TAL63W104.01
	Studio white, glossy	Up/Down	BE-TAL63W104.A1
	Studio white, glossy	I/O	BE-TAL63W104.B1
	Studio white, glossy	Neutral	BE-TAL63W204.01
	Studio white, glossy	Up/Down	BE-TAL63W204.A1
	Studio white, glossy	I/O	BE-TAL63W204.B1
	Studio white, glossy	Up/Down and I/O	BE-TAL63W204.C1
	Studio white, glossy	I/O and Up/Down	BE-TAL63W204.D1
	Studio white, glossy	Neutral	BE-TAL63W404.01

Push Button Smart 63

- **Active colour display for function and status indication**
- **Selectable background colour and brightness of the display (white or black)**
- Display brightness adjustable over brightness- and day/night object
- Display of inside-/outside temperature and time of day
- **Multitouch-function, sends up to 4 values on the same or different objects**
- **Innovative group control with long/extra long button press**
- Singular and double Push-button operation for switching, dimming, shutters, values
- **Adjustable symbols and texts for each button/function**
- Short/Long button press with 2 objects
- Installation in an installation box using the included installation frame
- Recommended installation height: 1.05 ... 1.20 m
- **No additional power supply required**
- Integrated Bus coupler

With 4 mechanical buttons, suitable for 63 mm switch ranges




	Number of buttons	Colour	Article Number
	4 Push-buttons	Studio white, glossy	BE-TAS6304.01

Push Button Smart 63, with Temperature and Humidity Sensor

- **Active colour display for function and status indication**
- **Selectable background colour and brightness of the display (white or black)**
- Display brightness adjustable over brightness- and day/night object
- Display of inside-/outside temperature and time of day
- **Multitouch-function, sends up to 4 values on the same or different objects**
- **Innovative group control with long/extra long button press**
- Singular and double Push-button operation for switching, dimming, shutters, values
- **Adjustable symbols and texts for each button/function**
- Short/Long button press with 2 objects
- **Temperature sensor to measure the room temperature**
- Additional function to set the temperature and operation mode
- Installation in an installation box using the included installation frame
- **No additional power supply required**
- Recommended installation height: 1.05 ... 1.20 m
- Integrated Bus coupler

With 4 mechanical buttons, temperature- and humidity sensor, including functions for temperature and operation mode adjustment. Suitable for 63 mm switch ranges



	Number of buttons	Colour	Article Number
	4 Push-buttons	Studio white, glossy	BE-TAS63T4.01

Assortment 63

Motion Detector / Automatic Switch 63

- **Motion detector with 2 sensors and brightness sensor**
- Detection angle H 180° / V 15°, area of detection 6 ... 10 m
- **Suitable for house pets up to 12 kg**
- **Activation sensitivity for day, night, and presence individually selectable**
- **Detection of movement direction**
- 2 Light channels, 1 HVC- and Alarm channel
- **Short-term presence to reduce the follow up time**
- Master/slave function, scenes and logic functions
- **Integrated white LED nightlight**
- Day/night function, orientation light function
- Blocking- and forced operation with release time
- External Push-button input for automatic and manual operation
- Recommended installation height: 1.05 ... 1.20 m
- Integrated Bus coupler

Motion Detector with 2 sensors. Integrated Bus coupler. Suitable for 63 mm switch ranges





	Colour	Article Number
	Studio white, glossy	SCN-BWM63.02

Motion Detector / Automatic Switch TS 63

- **Motion detector with 2 sensors and brightness sensor**
- **Two sensor surfaces for selectable functions**
- **Temperature sensor to measure the room temperature**
- Detection angle H 180° / V 15°, area of detection 6 ... 10 m
- **Suitable for house pets up to 12 kg**
- **Activation sensitivity for day, night, and presence individually selectable**
- **Detection of movement direction**
- 2 Light channels, 1 HVC- and Alarm channel
- **Short-term presence to reduce the follow up time**
- Master/slave function, scenes and logic functions
- **Integrated white LED nightlight**
- Day/night function, orientation light function
- Blocking- and forced operation with release time
- External Push-button input for automatic and manual operation
- Recommended installation height: 1.05 ... 1.20 m
- Integrated Bus coupler

Motion Detector with 2 sensors. Version with temperature sensor and 2 sensor areas. Integrated Bus coupler. Suitable for 63 mm switch ranges



	Number of buttons	Colour	Article Number
	2 sensor surfaces	Studio white, glossy	SCN-BWM63T.02

Room Temperature Controller Smart 63

- **Active colour display for function and status indication**
- **Selectable background colour and brightness of the display (white or black)**
- **Display of set- and actual temperature**
- Room Temperature Controller
- Measurement range -10 ... +50 °C
- **Selectable controller type (2-step, PI, PWM)**
- Easy setpoint adjustment over separate +/- Push-buttons
- 1 Bit +/-, 1 Byte or 2 Byte absolute object for setpoint adjustment
- Setpoint storage in the event of a bus power failure
- Temperature min/max memory, messages and Frost/heat protection alarm
- Operation mode change via Bit/Byte object
- **Temperature- and Humidity sensor with calculation of the condensation point**
- **Notification when leaving the comfort zone**
- **4 Binary inputs to connect potential free contacts (Mechanical Push-buttons, Switches, window contacts)**
- **Ventilation control with manual and automatic operation**
- 14 Byte object for plain text diagnosis
- Installation in an installation box using the included installation frame
- Recommended installation height: 1.60 m

With colour display, temperature-/humidity sensor and 4 inputs. Suitable for 63 mm switch ranges




	Number of buttons	Number of inputs	Colour	Article Number
	4 Push-buttons	4	Studio white, glossy	SCN-RTR63S.01

Room Temperature Extension Unit Smart 63

- **Active colour display for function and status indication**
- **Selectable background colour and brightness of the display (white or black)**
- **Display of set- and actual temperature**
- **Room temperature extension unit for rooms**
- Measurement range -10 ... +50 °C
- Easy setpoint adjustment over separate +/- Push-buttons
- 1 Bit +/-, 1 Byte or 2 Byte absolute object for setpoint adjustment
- **Temperature min/max memory and messages**
- **Room temperature control in combination with the MDT AKH-Heating actuators**
- **Ventilation control with manual and automatic operation**
- Installation in an installation box using the included installation frame
- Recommended installation height: 1.60 m
- Integrated Bus coupler

With colour display, temperature-/humidity sensor. Suitable for 63 mm switch ranges




	Number of buttons	Colour	Article Number
	4 Push-buttons	Studio white, glossy	SCN-RTN63S.01

Object Controller 63

- Room Temperature Controller
- Measurement range -10 ... +50 °C
- **Selectable controller type (2-step, PI, PWM)**
- 1 Bit +/-, 1 Byte or 2 Byte absolute object for setpoint adjustment
- Setpoint storage in the event of a bus power failure
- Temperature min/max memory, messages and Frost/heat protection alarm
- Operation mode change via Bit/Byte object
- **Temperature- and Humidity sensor with calculation of the condensation point**
- **Notification when leaving the comfort zone**
- **4 Binary inputs to connect potential free contacts (Mechanical Push-buttons, Switches, window contacts)**
- **Ventilation control with manual and automatic operation**
- 14 Byte object for plain text diagnosis
- Installation in an installation box using the included installation frame
- Recommended installation height: 1.60 m
- Integrated Bus coupler

With temperature-/humidity sensor and 4 inputs. Suitable for 63 mm switch ranges




	Number of inputs	Colour	Article Number
	4	Studio white, glossy	SCN-RTR630.01

Room Temperature / Humidity Sensor 63

- Room temperature sensor
- Measurement range -10 ... +50 °C
- **Humidity sensor with calculation of the condensation point**
- **Notification when leaving the comfort zone**
- **Temperature min/max memory and messages**
- Installation in an installation box using the included installation frame
- Recommended installation height: 1.60 m
- Integrated Bus coupler

With temperature and humidity sensor. Suitable for 63 mm switch ranges





	Colour	Article Number
	Studio white, glossy	SCN-TFS63.01

Push Button Smart 86

- Large, active colour display for functions- and status indication
- Up to 12 functions on 2 or 3 levels (2 x 6 or 3 x 4 functions)
- Up to 6 functions without level changing
- Mapping function for convenient function allocation
- Slap function with extended function range
- **Innovative group control with long/extra long button press**
- Extended info display with up to 6 values in 3 lines
- The buttons can be configured as pairs or as singular buttons
- **Adjustable symbols and texts for each button/function**
- **Display of status information (1 Bit) and notification (14 Byte)**
- Singular and double Push-button operation for switching, dimming, shutters, values
- RGB status LEDs individually adjustable per level
- Display of inside-/outside temperature and time of day
- Display brightness automatically over light sensor and day/night object
- **No additional power supply required**
- Recommended installation height: 1.10 ... 1.25 m (as Push-button)
- Frameless mounting in installation box
- Dimensions (H x W): 86 x 86 mm
- Integrated Bus coupler

Six ergonomically designed mechanical buttons, colour display and RGB-status indication. Applicable as 4/6/8/12-gang Push-button. Integrated Bus coupler






	Number of buttons	Colour	Article Number
	6	Pure White, glossy	BE-TAS86.02
	6	Black, matt	BE-TAS8606.02

Push Button Smart 86, with Temperature Sensor

- Large, active colour display for functions- and status indication
- Up to 12 functions on 2 or 3 levels (2 x 6 or 3 x 4 functions)
- Up to 6 functions without level changing
- Mapping function for convenient function allocation
- Slap function with extended function range
- **Innovative group control with long/extra long button press**
- Extended info display with up to 6 values in 3 lines
- The buttons can be configured as pairs or as singular buttons
- **Adjustable symbols and texts for each button/function**
- **Display of status information (1 Bit) and notification (14 Byte)**
- **With temperature sensor to measure room temperature**
- Additional function to set the temperature and operation mode
- Singular and double Push-button operation for switching, dimming, shutters, values
- Short/Long button press with 2 objects
- RGB status LEDs individually adjustable per level
- Display of inside-/outside temperature and time of day
- Display brightness automatically over light sensor and day/night object
- **No additional power supply required**
- Dimensions (H x W): 86 x 86 mm
- Recommended installation height: 1.50 ... 1.60 m (as Central Unit)

Six ergonomically designed mechanical buttons, colour display and RGB-status indication. Applicable as 4/6/8/12-gang Push-button. Integrated Bus coupler






	Number of buttons	Colour	Article Number
	6	Pure White, glossy	BE-TAS86T.02
	6	Black, matt	BE-TAS86T06.02

Central Operation Unit Smart 86

- **Large, active colour display (automatic brightness adjustment)**
- **Four direct operating functions for frequently used functions**
- **20 functions via menu and time switch** (e.g. dimming/ blinds/ switching/ sending values/ scenes/ temperature setpoints)
- **Code lock with 4-6 digits**, to lock and unlock the device or alarm activation
- **Daily-/weekly-/astro switch function** (20 channels each with 8 switching times)
- **Holiday function with time frame activation**
- **Automatic bank holiday calculation**
- **Comfortable room temperature controller with temperature sensor**
- **Ventilation control with manual and automatic operation**
- **Display of inside-/outside temperature, setpoint value and time of day/ date**
- **Display of status information (1 Bit) and notification (14 Byte)**
 - 6 status LEDs independently controllable
 - 6 logic blocks each with 4 inputs
- **No additional power supply required**
- Installation in an installation box using the included installation frame
- Dimensions (H x W): 86 x 86 mm
- Recommended installation height: 1.60 m
- Integrated Bus coupler

Six ergonomically designed mechanical buttons, colour display and RGB-status indication. Central Operatrion Unit with upto 24 functions, integrated time switch and room temperature controller



	Number of buttons	Colour	Article Number
	6	Pure White, glossy	BE-BZS86.01
	6	Black, matt	BE-BZS8606.01

Glass Push Button II Lite, 1-gang

- **Comprehensive application**
- The buttons can be configured as pairs or as singular buttons
- Singular and double Push-button operation for switching, dimming, shutters, values
- Toggle up to four values or scenes
- Short/Long button press with 2 objects
- **Multitouch-function, sends up to 4 values on the same or different objects**
- **Innovative group control with long/extra long button press**
- **Slap function with additional switch channel**
- Two RGBW status LEDs
- **LED brightness controllable via a day/night- or brightness object**

Version with 1 sensor pair / 2 sensor areas. Integrated Bus coupler



	Colour	Symbol	Article Number
	White	Neutral	BE-GTL10W.01
	White	Up/Down	BE-GTL10W.A1
	Black	Neutral	BE-GTL10S.01S
	Black	Up/Down	BE-GTL10S.A1S

Glass Push Button II Lite, 1-gang, with temperature sensor

- **Comprehensive application**
- The buttons can be configured as pairs or as singular buttons
- Singular and double Push-button operation for switching, dimming, shutters, values
- Toggle up to four values or scenes
- Short/Long button press with 2 objects
- **Multitouch-function, sends up to 4 values on the same or different objects**
- **Innovative group control with long/extra long button press**
- **Slap function with additional switch channel**
- Two RGBW status LEDs
- **LED brightness controllable via a day/night- or brightness object**

Version with 1 sensor pair / 2 sensor areas and temperature sensor. Integrated Bus coupler



	Colour	Symbol	Article Number
	White	Neutral	BE-GTL1TW.01
	White	I/O	BE-GTL1TW.B1
	Black	Neutral	BE-GTL1TS.01S
	Black	I/O	BE-GTL1TS.B1S





Assortment Glass

Glass Push Button II Lite, 2-gang

- **Comprehensive application**
- The buttons can be configured as pairs or as singular buttons
- Singular and double Push-button operation for switching, dimming, shutters, values
- Toggle up to four values or scenes
- Short/Long button press with 2 objects
- **Multitouch-function, sends up to 4 values on the same or different objects**
- **Innovative group control with long/extra long button press**
- **Slap function with additional switch channel**
- **Four RGBW status LEDs**
- **LED brightness controllable via a day/night- or brightness object**

Version with 2 sensor pairs / 4 sensor areas. Integrated Bus coupler



	Colour	Symbol	Article Number
	White	Neutral	BE-GTL20W.01
	White	Up/Down	BE-GTL20W.A1
	Black	Neutral	BE-GTL20S.01S
	Black	Up/Down	BE-GTL20S.A1S

Glass Push Button II Lite, 2-gang, with temperature sensor

- **Comprehensive application**
- The buttons can be configured as pairs or as singular buttons
- Singular and double Push-button operation for switching, dimming, shutters, values
- Toggle up to four values or scenes
- Short/Long button press with 2 objects
- **Multitouch-function, sends up to 4 values on the same or different objects**
- **Innovative group control with long/extra long button press**
- **Slap function with additional switch channel**
- **Four RGBW status LEDs**
- **LED brightness controllable via a day/night- or brightness object**
- 4 Logic blocks
- Installation in an installation box using the included installation frame
- Dimensions (H x W): 92 x 92 mm
- Integrated Bus coupler

Version with 2 sensor pairs / 4 sensor areas and temperature sensor. Integrated Bus coupler



	Colour	Symbol	Article Number
	White	Neutral	BE-GTL2TW.01
	White	I/O	BE-GTL2TW.B1
	White	Up/Down and I/O	BE-GTL2TW.C1
	White	I/O and Up/Down	BE-GTL2TW.D1
	Black	Neutral	BE-GTL2TS.01S
	Black	I/O	BE-GTL2TS.B1S
	Black	Up/Down and I/O	BE-GTL2TS.C1S
	Black	I/O and Up/Down	BE-GTL2TS.D1S

Assortment Glass

Glass Push Button II Lite, 4-gang

- **Comprehensive application**
- The buttons can be configured as pairs or as singular buttons
- Singular and double Push-button operation for switching, dimming, shutters, values
- Toggle up to four values or scenes
- Short/Long button press with 2 objects
- **Multitouch-function, sends up to 4 values on the same or different objects**
- **Innovative group control with long/extra long button press**
- **Slap function with additional switch channel**
- **Four RGBW status LEDs**
- **LED brightness controllable via a day/night- or brightness object**
- 4 Logic blocks
- Installation in an installation box using the included installation frame
- Dimensions (H x W): 92 x 92 mm
- Integrated Bus coupler

Version with 4 sensor areas. Integrated Bus coupler




	Colour	Symbol	Article Number
	White	Neutral	BE-GTL40W.01
	Black	Neutral	BE-GTL40S.01S

Glass Push Button II Lite, 4-gang, with temperature sensor

- **Comprehensive application**
- The buttons can be configured as pairs or as singular buttons
- Singular and double Push-button operation for switching, dimming, shutters, values
- Toggle up to four values or scenes
- Short/Long button press with 2 objects
- **Multitouch-function, sends up to 4 values on the same or different objects**
- **Innovative group control with long/extra long button press**
- **Slap function with additional switch channel**
- **Four RGBW status LEDs**
- **LED brightness controllable via a day/night- or brightness object**
- 4 Logic blocks
- Installation in an installation box using the included installation frame
- Dimensions (H x W): 92 x 92 mm
- Integrated Bus coupler

Version with 4 sensor areas und Temperatur-sensor. Integrated Bus coupler



	Colour	Symbol	Article Number
	White	Neutral	BE-GTL4TW.01
	Black	Neutral	BE-GTL4TS.01S



Assortment Glass

Glass Push Button II Smart

- Large, active colour display for functions- and status indication
- Up to 12 functions on 2 or 3 levels (2 x 6 or 3 x 4 functions)
- Up to 6 functions without level changing
- Mapping function for convenient function allocation
- Slap function with extended function range
- **Innovative group control with long/extra long button press**
- Extended info display with up to 6 values in 3 lines
- The buttons can be configured as pairs or as singular buttons
- **Adjustable symbols and texts for each button/function**
- **Display of status information (1 Bit) and notification (14 Byte)**
- Singular and double Push-button operation for switching, dimming, shutters, values
- RGB status LEDs individually adjustable per level
- Display of inside-/outside temperature and time of day
- Display brightness automatically over light sensor and day/night object
- **No additional power supply required**
- Recommended installation height: 1.10 ... 1.25 m (as Push-button)
- Frameless mounting in installation box

With 6 Sensor areas, colour display and RGB status indication. Applicable as 4/6/8/12-gang buttons. Integrated Bus coupler






	Number of buttons	Colour	Article Number
	6 Sensor surfaces	White	BE-GT20W.02
	6 Sensor surfaces	Black	BE-GT20S.02S

Glass Push Button II Smart, with temperature sensor

- Large, active colour display for functions- and status indication
- Up to 12 functions on 2 or 3 levels (2 x 6 or 3 x 4 functions)
- Up to 6 functions without level changing
- Mapping function for convenient function allocation
- Slap function with extended function range
- **Innovative group control with long/extra long button press**
- Extended info display with up to 6 values in 3 lines
- The buttons can be configured as pairs or as singular buttons
- **Adjustable symbols and texts for each button/function**
- **Display of status information (1 Bit) and notification (14 Byte)**
- **With temperature sensor to measure room temperature**
- Additional function to set the temperature and operation mode
- Singular and double Push-button operation for switching, dimming, shutters, values
- Short/Long button press with 2 objects
- RGB status LEDs individually adjustable per level
- Display of inside-/outside temperature and time of day
- Display brightness automatically over light sensor and day/night object

With 6 sensor areas, colour display, temperature sensor and RGB status indication. Applicable as 4/6/8/12-gang buttons. Integrated Bus coupler





	Number of buttons	Colour	Article Number
	6 Sensor surfaces	White	BE-GT2TW.02
	6 Sensor surfaces	Black	BE-GT2TS.02S

Glass Central Operation Unit Smart

- **Large, active colour display (automatic brightness adjustment)**
- **Four direct operating functions for frequently used functions**
- **20 functions via menu and time switch** (e.g. dimming/ blinds/ switching/ sending values/ scenes/ temperature setpoints)
- **Code lock with 4-6 digits**, to lock and unlock the device or alarm activation
- **Daily-/weekly-/astro switch function** (20 channels each with 8 switching times)
- **Holiday function with time frame activation**
- **Automatic bank holiday calculation**
- **Comfortable room temperature controller with temperature sensor**
- **Ventilation control with manual and automatic operation**
- **Display of inside-/outside temperature, setpoint value and time of day/ date**
- **Display of status information (1 Bit) and notification (14 Byte)**
- 6 status LEDs independently controllable
- 6 logic blocks each with 4 inputs
- **No additional power supply required**
- Installation in an installation box using the included installation frame
- Dimensions (H x W): 92 x 92 mm
- Recommended installation height: 1.60 m
- Integrated Bus coupler

With 6 Sensor areas, colour display and RGB status indication. Central Operatoin Unit with upto 24 functions, time switch and integrated room temperature controller

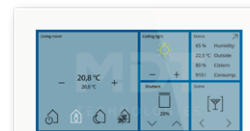




	Number of buttons	Colour	Article Number
	6 Sensor surfaces	White	BE-GBZW.01
	6 Sensor surfaces	Black	BE-GBZS.01S

Glass Touch Smart, 6-inch, KNX Data Secure

- **Multifunctional push-button with capacitive, high-resolution 6-inch TFT-colour display (1440 x 720 Pixel)**
- **Elegant and detailed design, combining glass and brushed aluminium**
- Intuitive user interface for straightforward control of room functions
- **White circumferential orientation light**
- **Up to 64 functions on independent levels and 12 statuses in standby**
- Room functions: switching, dimming, tuneable white, HSV, RGB, RGBW, sun shading, HVAC
- **Shortcut function (to a specific level)**
- **Comfortable room temperature controller with temperature sensor for heating and cooling operation**
- Logic functions, scene control, innovative group control
- **Display of status information (1 Bit) and notification (14 Byte)**
- **Security against unauthorised access through code lock function (1 user)**
- **Individual customised design according to customer requirements (Logo, Background picture, design colour)**
- With anti-theft / anti-dismantling protection
- **Installation in a standard switch box (EU, UK, CH, CN)**
- Auxiliary power 24 ... 30 V DC
- Integrated Bus coupler, **KNX Data Secure**
- **Installation: horizontally or vertically**
- Dimensions (H x W x D): 92 x 160 x 12.5 mm

With 6-inch colour display and white circumferential orientation light. Up to 64 functions on independent levels and up to 12 status indications in standby





	Colour		Article Number
	Black	Coming soon	BE-GTS06TS.01S
	White	Coming soon	BE-GTS06TW.01S

Glass Touch Smart Plus, 6-inch, KNX Data Secure

- **Multifunctional push-button with capacitive, high-resolution 6-inch TFT-colour display (1440 x 720 Pixel)**
- **Elegant and detailed design, combining glass and brushed aluminium**
- Intuitive user interface for straightforward control of room functions
- **Circumferential RGBW-background illumination to signal individual operational status, alarms and orientation light**
- **Up to 64 functions on independent levels and 12 statuses in standby**
- Room functions: switching, dimming, tuneable white, HSV, RGB, RGBW, sun shading, HVAC
- **Shortcut function (to a specific level)**
- **Comfortable room temperature controller with temperature sensor for heating and cooling operation**
- Logic functions, scene control, innovative group control
- **Display of status information (1 Bit) and notification (14 Byte)**
- **Integrated loudspeaker for acoustical feedback (button press, signalling of alerts)**
- **Security against unauthorised access through code lock function (4 users)**
- **Individual customised design according to customer requirements (Logo, Background picture, design colour)**
- With anti-theft / anti-dismantling protection
- **2 Binary inputs to connect potential free contacts (Mechanical Push-buttons, Switches, window contacts)**
- **With time switch**
- **Installation in a standard switch box (EU, UK, CH, CN)**
- Auxiliary power 24 ... 30 V DC
- Integrated Bus coupler, **KNX Data Secure**
- Dimensions (H x W x D): 92 x 160 x 12.5 mm, **horizontally or vertically**

With 6-inch colour display, RGBW circumferential orientation light, speaker and binary inputs. Up to 64 functions on independent levels and up to 12 status indications in standby



	Number of inputs	Colour		Article Number
	2	Black	Coming soon	BE-GTSP6TS.01S
	2	White	Coming soon	BE-GTSP6TW.01S



Assortment Glass

Glass Room Temperature Controller Smart

- **Active colour display for function and status indication**
- **Selectable background colour and brightness of the display (white or black)**
- **Display of set- and actual temperature**
- **Room Temperature Controller for rooms, Measurement range -10 ... +50 °C**
- **Selectable controller type (2-step, PI, PWM)**
- Operation as room temperature extension unit possible
- Easy setpoint adjustment over separate +/- Push-buttons
- 1 Bit +/-, 1 Byte or 2 Byte absolute object for setpoint adjustment
- Setpoint storage in the event of a bus power failure
- Temperature min/max memory, messages and Frost/heat protection alarm
- Operation mode change via Bit/Byte object
- **Ventilation control with manual and automatic operation**
- 14 Byte object for plain text diagnosis
- Installation in an installation box using the included installation frame
- Recommended installation height: 1.60 m
- Dimensions (H x W): 92 x 92 mm

Version with active colour display and 4 sensor areas. Integrated Bus coupler





	Number of buttons	Colour	Article Number
	4 Sensor surfaces	White	SCN-RTRGW.02
	4 Sensor surfaces	Black	SCN-RTRGS.02S

Glass LED Indicator

- **12 switchable RGB status LEDs**
- **Labelling foil to insert under the glass surface**
- **3 Objects per LED**
- 5 possible states per LED (Value=0, Value=1, 2 Priorities object, Object failure)
- 8 logic blocks each with 8 inputs
- 4 Modules to compare telegrams
- 2 Brightness levels
- **Day/Night function**
- Switch off/reduction of brightness
- Present/absence object
- **Failure monitoring of the objects with an alert function**
- Object with reporting function (e.g. absence or open window)
- Installation in an installation box using the included installation frame
- Dimensions (H x W): 92 x 92 mm
- Integrated Bus coupler

Version with 12 RGB-LEDs. Integrated Bus coupler



	Colour	Article Number
	White	SCN-GLED1W.01
	Black	SCN-GLED1S.01S



Assortment Glass

Glass Push Button Plus, 4-gang

- The buttons can be configured as pairs or as singular buttons
- Send of values, forced operation and switch commands are selectable
- Short/Long button press with 2 objects
- Surrounding orientation light
- **white/red LED per sensor area**
- **LED brightness adjustable over the day/night object in 5 Steps**
- Singular and double Push-button operation for dimming/shutter functions
- **Labelling foil to insert under the glass surface**
- Installation in a double installation box, labelling foil included in the delivery
- Dimensions (H x W): 92 x 92 mm
- Integrated Bus coupler

Version with 4 sensor areas and status-LEDs. Integrated Bus coupler





	Number of buttons	Colour	Article Number
	4 Sensor surfaces	White	BE-GT04W.01
	4 Sensor surfaces	Black	BE-GT04S.01

Glass Push Button Plus, 4-gang, with temperature sensor

- **With temperature sensor to measure room temperature**
- The buttons can be configured as pairs or as singular buttons
- Send of values, forced operation and switch commands are selectable
- Short/Long button press with 2 objects
- Surrounding orientation light
- **white/red LED per sensor area**
- **LED brightness adjustable over the day/night object in 5 Steps**
- Singular and double Push-button operation for dimming/shutter functions
- **Labelling foil to insert under the glass surface**
- Installation in a double installation box, labelling foil included in the delivery
- Dimensions (H x W): 92 x 92 mm
- Integrated Bus coupler

Version with 4 sensor areas, temperature sensor and status-LEDs. Integrated Bus coupler




	Number of buttons	Colour	Article Number
	4 Sensor surfaces	White	BE-GTT4W.01
	4 Sensor surfaces	Black	BE-GTT4S.01

Assortment Glass

Glass Push Button Plus, 8-gang

- The buttons can be configured as pairs or as singular buttons
- Send of values, forced operation and switch commands are selectable
- Short/Long button press with 2 objects
- Surrounding orientation light
- **white/red LED per sensor area**
- **LED brightness adjustable over the day/night object in 5 Steps**
- Singular and double Push-button operation for dimming/shutter functions
- **Labelling foil to insert under the glass surface**
- Installation in a double installation box, labelling foil included in the delivery
- Dimensions (H x B): 163 x 92 mm
- Integrated Bus coupler

Version with 8 sensor areas und status-LEDs. Integrated Bus coupler




	Number of buttons	Colour	Article Number
	8 Sensor surfaces	White	BE-GT08W.01
	8 Sensor surfaces	Black	BE-GT08S.01

Glass Push Button Plus, 8-gang, with temperature sensor

- **With temperature sensor to measure room temperature**
- The buttons can be configured as pairs or as singular buttons
- Send of values, forced operation and switch commands are selectable
- Short/Long button press with 2 objects
- Surrounding orientation light
- **white/red LED per sensor area**
- **LED brightness adjustable over the day/night object in 5 Steps**
- Singular and double Push-button operation for dimming/shutter functions
- **Labelling foil to insert under the glass surface**
- Installation in a double installation box, labelling foil included in the delivery
- Dimensions (H x B): 163 x 92 mm
- Integrated Bus coupler

Version with 8 sensor areas, temperature sensor and status-LEDs. Integrated Bus coupler




	Number of buttons	Colour	Article Number
	8 Sensor surfaces	White	BE-GTT8W.01
	8 Sensor surfaces	Black	BE-GTT8S.01







Assortment Glass

Glass Frame assortment 55

- Dimensions 1-gang (H x W): 92 x 92 mm
- Dimensions 2-gang (H x B): 163 x 92 mm
- Dimensions 3-gang (H x W): 234 x 92 mm

Suitable for 55 mm switch ranges










	Number of gangs	Colour	Article Number
	1	White	BE-GTR1W.01
	2	White	BE-GTR2W.01
	3	White	BE-GTR3W.01
	1	Black	BE-GTR1S.01S
	2	Black	BE-GTR2S.01S
	3	Black	BE-GTR3S.01S

Glass Frame assortment 63

- Dimensions 1-gang (H x W): 92 x 92 mm
- Dimensions 2-gang (H x B): 163 x 92 mm
- Dimensions 3-gang (H x W): 234 x 92 mm

Suitable for 63 mm switch ranges



	Colour	Article Number
	White	BE-GTR163W.01
	White	BE-GTR263W.01
	White	BE-GTR363W.01
	Black	BE-GTR163S.01S
	Black	BE-GTR263S.01S
	Black	BE-GTR363S.01S



Presence- / Motion Detectors

Micro Motion Detector

- **Detection angle H 116° / V 25°, range 5 m**
- **With temperature sensor to measure room temperature**
- **Activation sensitivity for day, night, and presence individually selectable**
- 1 HVAC- and 1 Alarm-/ message object
- **Short-term presence to reduce the follow up time**
- Master/slave function selectable
- External Push-button input for automatic and manual operation
- Blocking- and forced operation with release time
- Recommended installation height: 1.05 ... 1.20 m
- Integrated Bus coupler, **KNX Data Secure**

Version for hollow wall mounting





	Colour	Article Number
	White	PSE-BWML01.01S
	Black	PSE-BWML06.01S

Micro Presence Detector 360°, 1 sensor

- **Elliptical range: x = Ø 9 m, y = Ø 7 m**
- **With temperature sensor to measure room temperature**
- 1 HVAC- and 1 Alarm-/ message object
- **Short-term presence to reduce the follow up time**
- Input for external Push-button with release time
- **Intelligent toggle function for automatic and manual operation**
- Blocking- and forced operation with release time
- Extensive day/night function with a second switching object
- Flush installation, drilling diameter: 18 mm
- Installation dept: 80 mm
- Integrated Bus coupler, **KNX Data Secure**

Micro Presence Detector with Temperature sensor.
For installation in suspended ceilings



	Colour	Article Number
	White	PSE-PMC01.01S
	Black	PSE-PMC06.01S


Presence- / Motion Detectors

Mini Presence Detector 360°

- **Presence Ø 3 - 4 m**
- Presence Detector with an integrated light sensor
- 1 sensor in combination with a diffusion lens for presence detection
- Brightness-dependent motion detection
- Brightness value readable over the KNX BUS
- Master/slave function selectable
- Integrated Scene module
- Day/night function, reporting operation
- HVAC control channel (adjustable observation window)
- Blocking- and forced operation
- Orientation light function when leaving the room
- **35 mm Kaiser installation box included with the delivery (Installation depth 45 mm)**
- Dimensions (H x W x D): 43 x 43 x 30 mm
- Integrated Bus coupler

Mini Presence Detector with one sensor. Ceiling installation in a 35 mm KAISER installation box




	Colour	Article Number
	Pure White, matt	SCN-P360D1.01

Presence Detector 360° L2 IP44

- **Range Ø 9 m, Presence Ø 5 m**
- 2 sensors in combination with a diffusion lens for presence detection
- **Protection classification IP44, suitable for wet rooms as an example, bathrooms**
- **Selectable trigger- and presence sensitivity for day, night and Alarm**
- 2 Light channels, Sensors can be evaluated singly
- 1 HVAC- and 1 Alarm-/ message object
- Energy saving through efficient control when needed
- **Short-term presence to reduce the follow up time**
- Input for external Push-button with release time
- **Intelligent toggle function for automatic and manual operation**
- Blocking- and forced operation with release time
- Extensive day/night function with a second switching object
- **Integrated white LED nightlight**
- Orientation light function when leaving the room
- **Prevention of failure messages for alarm channels through reduction of sensitivity and adjustable observation window**
- Flush installation, drilling diameter: 33 mm
- Installation dept: 42 mm
- Integrated Bus coupler

Presence Detector with 2 sensors, Protection classification IP44. For installation in suspended ceilings



	Colour	Article Number
	Pure White, matt	SCN-P360L2.03


Presence- / Motion Detectors

Presence Detector 360° L3 TS

- **Range Ø 11 m, Presence Ø 5 m**
- 3 sensors in combination with a diffusion lens for presence detection
- **With temperature sensor to measure room temperature**
- **Selectable trigger- and presence sensitivity for day, night and Alarm**
- **3 Light channel, sensors can be evaluated singly**
- 1 HVAC- and 1 Alarm-/ message object
- Energy saving through efficient control when needed
- **Short-term presence to reduce the follow up time**
- Input for external Push-button with release time
- **Intelligent toggle function for automatic and manual operation**
- Blocking- and forced operation with release time
- Extensive day/night function with a second switching object
- **Integrated white LED nightlight**
- Orientation light function when leaving the room
- **Prevention of failure messages for alarm channels through reduction of sensitivity and adjustable observation window**
- Flush installation, drilling diameter: 44 mm
- Installation dept: 41 mm
- Integrated Bus coupler

Presence Detector with 3 sensors and Temperature sensor. For installation in suspended ceilings




	Colour	Article Number
	Pure White, matt	SCN-P360L3.03

Presence Detector 360°, for MR16 light fittings

- **Range Ø 11 m, Presence Ø 5 m**
- New comprehensive application
- 3 sensors in combination with a diffusion lens for presence detection
- **Selectable trigger- and presence sensitivity for day, night and Alarm**
- **3 Light channel, sensors can be evaluated singly**
- 1 HVAC- and 1 Alarm-/ message object
- **Short-term presence to reduce the follow up time**
- Integrated temperature sensor
- Input for external Push-button with release time
- **Intelligent toggle function for automatic and manual operation**
- Blocking- and forced operation with release time
- Extensive day/night function with a second switching object
- **Integrated white LED nightlight**
- Orientation light function when leaving the room
- **Prevention of failure messages for alarm channels through reduction of sensitivity and adjustable observation window**
- Also suitable for adjustable MR16 light fittings
- Integrated Bus coupler

Presence Detector with 3 sensors, Temperature sensor and LED nightlight. Installation in MR16 light fittings



	Colour	Article Number
	Pure White, matt	SCN-P360E3.03



Presence- / Motion Detectors

Presence Detector 360°, 3 sensors

- **Range Ø 11 m, Presence Ø 5 m**
- **Comprehensive application**
- 3 sensors in combination with a diffusion lens for presence detection
- **Selectable trigger- and presence sensitivity for day, night and Alarm**
- **3 Light channel, sensors can be evaluated singly**
- 1 HVAC- and 1 Alarm-/ message object
- **Short-term presence to reduce the follow up time**
- **Intelligent toggle function for automatic and manual operation**
- Blocking- and forced operation with release time
- Extensive day/night function with a second switching object
- **Integrated white LED nightlight**
- Orientation light function when leaving the room
- **Prevention of failure messages for alarm channels through reduction of sensitivity and adjustable observation window**

For ceiling installation in an installation box





	Colour	Article Number
	Pure White, matt	SCN-P360D3.03
	Black, matt	SCN-P360D306.03

Presence Detector 360° with constant light control, 3 sensors

- **Range Ø 11 m, Presence Ø 5 m**
- Intelligent constant light control for up to 3 rows of luminaires
- **Comprehensive application**
- 3 sensors in combination with a diffusion lens for presence detection
- **Selectable trigger- and presence sensitivity for day, night and Alarm**
- **3 Light channel, sensors can be evaluated singly**
- 1 HVAC- and 1 Alarm-/ message object
- **Short-term presence to reduce the follow up time**
- **Intelligent toggle function for automatic and manual operation**
- Blocking- and forced operation with release time
- Extensive day/night function with a second switching object
- **Integrated white LED nightlight**
- Orientation light function when leaving the room
- **Prevention of failure messages for alarm channels through reduction of sensitivity and adjustable observation window**

For ceiling installation in an installation box. With intelligent constant light control for up to 3 light bands




	Colour	Article Number
	Pure White, matt	SCN-P360K3.03
	Black, matt	SCN-P360K306.03



Presence- / Motion Detectors

Surface Mounting Frame for the Presence Detector 360°, with 3 sensors

- Frame for installation of the Presence Detector SCN-P360D3xx.03 and SCN-P360K3xx.03
- Dimensions (H x W x D): 75 x 75 x 14 mm

Frame for surface mounted installation of the Presence Detector with 3 sensors





	Colour	Article Number
	Pure White, matt	SCN-P360R3.01
	Black, matt	SCN-P360R306.01

Presence Detector 360°, 4 sensors

- **Range Ø 16 m, Presence Ø 8 m**
- **Comprehensive application**
- 4 sensors in combination with a diffusion lens for presence detection
- **Selectable trigger- and presence sensitivity for day, night and Alarm**
- 4 Light channels, sensors can be evaluated singly
- 1 HVAC- and 1 Alarm-/ message object
- **Short-term presence to reduce the follow up time**
- **Intelligent toggle function for automatic and manual operation**
- Blocking- and forced operation with release time
- Extensive day/night function with a second switching object
- **Integrated white LED nightlight**
- Orientation light function when leaving the room
- **Prevention of failure messages for alarm channels through reduction of sensitivity and adjustable observation window**

For ceiling installation in an installation box



	Colour	Article Number
	Pure White, matt	SCN-P360D4.03
	Black, matt	SCN-P360D406.03



Presence- / Motion Detectors

Presence Detector 360° with constant light control, 4 sensors

- **Range Ø 16 m, Presence Ø 8 m**
- Intelligent constant light control for up to 3 rows of luminaires
- **Comprehensive application**
- 4 sensors in combination with a diffusion lens for presence detection
- **Selectable trigger- and presence sensitivity for day, night and Alarm**
- 4 Light channels, sensors can be evaluated singly
- 1 HVAC- and 1 Alarm-/ message object
- **Short-term presence to reduce the follow up time**
- **Intelligent toggle function for automatic and manual operation**
- Blocking- and forced operation with release time
- Extensive day/night function with a second switching object
- **Integrated white LED nightlight**
- Orientation light function when leaving the room
- **Prevention of failure messages for alarm channels through reduction of sensitivity and adjustable observation window**

For ceiling installation in an installation box. With intelligent constant light control for up to 3 light bands






	Colour	Article Number
	Pure White, matt	SCN-P360K4.03
	Black, matt	SCN-P360K406.03

Surface Mounting Frame for the Presence Detector 360°, with 4 sensors

- Frame for installation of the Presence Detector SCN-P360D4xx.03 and SCN-P360K4xx.03
- Dimensions (H x W x D): 85 x 85 x 14 mm

Frame for surface mounted installation of the Presence Detector with 4 sensors



	Colour	Article Number
	Pure White, matt	SCN-P360R4.01
	Black, matt	SCN-P360R406.01



Presence- / Motion Detectors

Combi-Presence Detector 360°

- 360° angle of detection, Range Ø 11 m, Presence Ø 5 m
- Intelligent constant light control for up to 3 rows of luminaires
- **Sensors for CO2 and VOC mixed gas concentration, relative humidity and temperature**
- Upper and lower threshold value selectable per measured value
- **Air quality visualisation via internal RGB LED**
- **Air quality status indication light for CO2 or VOC concentration with 4 colour channels and adjustable output objects (1-bit / scenes / RGB / HSV)**
- 1 HVAC- and 1 Alarm-/ message object
- **Selectable trigger- and presence sensitivity for day, night and Alarm**
- **Short-term presence to reduce the follow up time**
- Blocking- and forced operation with release time
- **Air quality control function selectable as step-/ PI-controller for CO2-/ or VOC-sensor**
- **Integrated room temperature controller with settable control parameters and externally adjustable setpoint value**

For ceiling installation in an installation box. With room climate sensors and intelligent constant light control for up to 3 light bands






	Colour	Article Number
	Pure White, matt	SCN-KP360K301.03
	Black, matt	SCN-KP360K306.03

Surface Mounting Frame for the Combi-Presence Detector 360°

- Frame for surface mounting the Combi-Presence Detector SCN-KP360K3xx.03
- Dimensions (Ø x D): 100 x 14 mm

Frame for surface mounted installation of the Combi Presence Detector



	Colour	Article Number
	Pure White, matt	SCN-KP360R301.01
	Black, matt	SCN-KP360R306.01


Presence- / Motion Detectors

Glass Presence Detector 360°, 3 sensors

- Range Ø 11 m, Presence Ø 5 m
- Comprehensive application
- Glass front in white, integrated temperature sensor
- 3 sensors in combination with a diffusion lens for presence detection
- Selectable trigger- and presence sensitivity for day, night and Alarm
- 3 Light channel, sensors can be evaluated singly
- 1 HVAC- and 1 Alarm-/ message object
- Short-term presence to reduce the follow up time
- Intelligent toggle function for automatic and manual operation
- Blocking- and forced operation with release time
- Extensive day/night function with a second switching object
- Integrated white LED nightlight
- Orientation light function when leaving the room
- Prevention of failure messages for alarm channels through reduction of sensitivity and adjustable observation window

For ceiling installation in an installation box




	Colour	Article Number
	White	SCN-G360D3.03

Glass Presence Detector 360° with constant light control, 3 sensors

- Range Ø 11 m, Presence Ø 5 m
- Intelligent constant light control for up to 3 rows of luminaires
- Comprehensive application
- Glass front in white, integrated temperature sensor
- 3 sensors in combination with a diffusion lens for presence detection
- Selectable trigger- and presence sensitivity for day, night and Alarm
- 3 Light channel, sensors can be evaluated singly
- 1 HVAC- and 1 Alarm-/ message object
- Short-term presence to reduce the follow up time
- Intelligent toggle function for automatic and manual operation
- Blocking- and forced operation with release time
- Extensive day/night function with a second switching object
- Integrated white LED nightlight
- Orientation light function when leaving the room
- Prevention of failure messages for alarm channels through reduction of sensitivity and adjustable observation window

For ceiling installation in an installation box. With intelligent constant light control for up to 3 light bands



	Colour	Article Number
	White	SCN-G360K3.03


Presence- / Motion Detectors

Light sensor/-controller

- **Constant light control for up to 3 rows of luminaires**
- Brightness value readable over the KNX BUS
- Orientation light function (brightness and time selectable)
- **Day/Night function**
- **35 mm Kaiser installation box included with the delivery (Installation depth 45 mm)**
- Dimensions (H x W x D): 43 x 43 x 30 mm
- Integrated Bus coupler

Brightness Sensor with constant light control. Ceiling installation in a 35 mm KAISER installation box




	Colour	Article Number
	Pure White, matt	SCN-LSD01.01

Assembly insert with retaining springs

- Flush installation, drilling diameter: 68 mm

Primary use, to install MDT flush-mounted presence detectors in hollow ceilings



	Article Number
	NEW ZMESF


Weather Sensors

Weather Station Home

- **3 channels to control sun shading of shutters/blinds**
- Sun shading for up to 3 facades
- Offers comprehensive functions to control facades (2 switching thresholds, teach-in function)
- Central shutter control, up/down via twilight value (with time delay)
- **Brightness value for East, South, West and Twilight**
- Allocation of a day/night object
- **Wind speed, Wind alarm**
- Temperature measurement
- Suitable for facade control on residential buildings
- wall- or mast installation
- 5 m Bus connection cable
- **No additional power supply required**
- Integrated Bus coupler

Outdoor wall or mast installation. Integrated Bus coupler





	Colour	Article Number
	Transparent	SCN-WS3HW.01

Rain Sensor

- **Automatic heating function to dry the sensor surface**
- Heating operation via external 24 V DC power supply or unchoked output of the bus power supply
- Current consumption of the heating is less than 100 mA
- 5 m Bus connection cable
- Rust free installation bracket supplied in the delivery
- Dimensions (H x W x D): 67 x 67 x 29 mm
- Integrated Bus coupler

For surface mounted outdoor installation, installation bracket included



	Colour	Article Number
	White	SCN-RS1R.01


Weather Sensors

Twilight Sensor / Temperature Sensor KNX

- **Brightness sensor to measure twilight and brightness**
- **Temperature sensor to measure the outside temperature**
- Two threshold values can be set for each measured value
- Selectable switch on/switch off delay for each threshold value
- Allocation of a day/night object
- Twilight value range 10 ... 1000 Lux
- Temperature range -20 ... +55 °C
- **Protection classification: IP44**
- Dimensions (H x W x D): 77 x 50 x 21 mm
- Integrated Bus coupler

To measure and evaluate the outside brightness and temperature




	Colour	Article Number
	Transparent	SCN-DTSEN1.01

Leakage Sensor KNX

- **Floor sensor for detecting water leakage and seepage**
- **Reliable detection of conductive liquids by means of electrolytic AC voltage measurement**
- Alarm object to control/status
- Visual Alarm
- Selectable switch on/switch off delay
- Reset via object or automatically
- Length of the connection cable: 1.40 m
- Protection classification: IP66
- Dimensions (B/H x T): Ø 70 x 24 mm
- Integrated Bus coupler

Detection of water seepage and leakage. With integrated Bus coupler



	Colour	Article Number
	White	SCN-LSEN1.01


Temperature Controller / Temperature Sensors

Room Temperature Controller, MDRC

- **Selectable controller type (2-step, PI, PWM)**
- **Temperature measurement over separate KNX Bus sensors**
- **Control range 7 ... 35 °C**
 - Upper and lower limit values (1 ... 40 °C)
 - Frost-/heat alarm
 - Min/Max value memory
 - Cyclic sending, selectable
 - Day-/night-/frost-/heat protection mode, cooling function
 - Status via HVAC and RHCC objects
 - Operation mode change via Bit/Byte object
 - Setpoint adjustment via visualisation, e.g MDT VisuControl

Room Temperature Controller for 35 mm DIN rail installation





	Number of integrated temperature controllers	Article Number
	8	SCN-RT8REG.02

Temperature Controller/Temperature Sensor, flush mounted

- Selectable controller type (2-step, PI, PWM) or sensor operation
- **Temperature measurement over external PT1000 sensor**
- Temperature min/max memory, messages and Frost/heat protection alarm
- Cyclic sending, selectable
- Day-/night-/frost-/heat protection mode, cooling function
- Status via HVAC and RHCC objects
- Operation mode change via Bit/Byte object
- Setpoint adjustment via visualisation, e.g MDT VisuControl
- Installation in an installation box
- Dimensions (H x W x D): 41 x 41 x 12 mm
- **Accessories**
 - Temperature sensor PT1000 Standard, strap on installation or for ceiling installation

For the PT1000 Temperature Sensor. Flush mounted installation in an installation box, with integrated Bus coupler



	Number of integrated temperature controllers	Length of the connection cable	Article Number
	2	21 cm	SCN-RT2UP.01
	4	21 cm	SCN-RT4UP.01


Temperature Controller / Temperature Sensors

Temperature Controller/Temperature Sensor, flush mounted

- 6 channel temperature sensors for heating/ventilation, Integrated controller
- Selectable controller type (2-step, PI, PWM) or sensor operation
- **Temperature measurement over external PT1000 sensor**
- Temperature range -20 ... +100 °C
- Temperature min/max memory, messages and Frost/heat protection alarm
- Cyclic sending, selectable
- Day-/night-/frost-/heat protection mode, cooling function
- Status via HVAC and RHCC objects
- Operation mode change via Bit/Byte object
- Setpoint adjustment via visualisation, e.g MDT VisuControl
- Surface mounted casing including cable glands
- Integrated Bus coupler
- **Accessories**
- Temperature sensor PT1000 Standard, strap on installation or for ceiling installation

For the PT1000 Temperature Sensor. Surface mounted installation, with integrated Bus coupler







	Number of integrated temperature controllers	Article Number
	6	SCN-RT6AP.01

Temperature Sensor PT1000

- SCN-PTST1.01: 1 m cable, Ø 4 x 30 mm
- SCN-PTST3.01: 3 m cable, Ø 6 x 50 mm
- SCN-PTAN3.01: 3 m cable, strap on installation, 15 x 22 mm
- SCN-PTDE0.01: Ceiling installation, Ø 23 x 28 mm

PT1000 Temperature Sensor suitable for use with the associated MDT temperature controllers



	Length of the connection cable	Article Number
	1 m	SCN-PTST1.01
	3 m	SCN-PTST3.01
	3 m	SCN-PTAN3.01
	125 mm	SCN-PTDE0.01

System devices

In addition to actuators and sensors, each KNX system includes devices which manage functions for the complete system. These so-called system components are represented in our portfolio with a series of products. They include, for example, the bus power supply, which supplies all devices on a line with energy, or the time switch, which allows for time-dependent control of a wide range of devices such as your shutters. The new MDT Time Switch has an integrated automatic bank holiday calculation to ensure that your shutters are not opened on public holidays at the time you usually get up.

Hacker attacks on smart buildings are increasing, and our range therefore includes products that protect your KNX system. The MDT Line Coupler and the MDT Safety Module protect your KNX system against unauthorised access. For example, the Line Coupler can connect the line for the outdoor area with the line for indoors while blocking attempted control commands from outdoors. The MDT Safety Module prevents all connection-related access from the ETS in the KNX line, such as the programming and the discharging of the bus devices. It is possible to deactivate the safety technology using the control buttons on the LED display and/or with the safety password via telegram.

Highlights of the MDT system devices

KNX Power Supplies for projects of any size

Independent of the project size, we have the matching KNX bus power supply for your project. Choose a suitable power supply with the diagnostic function in the range from 640 mA to 1280 mA or without diagnostic function from 160 mA to 640 mA. If a higher level of reliability is required the range includes a redundant KNX power supply 640 mA with diagnostic function.

KNX Time Switch for easy programming of various functions

The switching times of the KNX Time Switch can be easily programmed via the ETS. The automatic bank holiday calculation also saves you a lot of programming time. In total it is possible to set up 20 channels, for example with the MDT shutter function.

KNX Logic Module for a unique range of functions

Our MDT Logic Module allows you to choose from 17 different functions, which you can use for the 24 integrated, independent function blocks. This makes your KNX project even smarter.

KNX safety for your projects

With the MDT Safety Module, you increase the protection of the KNX installation. A manipulation of the programmed products over the outside line is no longer possible. The MDT Router and the MDT IP Interface are equipped with KNX Data Secure to prevent unauthorised access from an external source.



SCN-RTC20.02




Bus Power Supplies

Bus Power Supply STV

- KNX Bus Power Supply with integrated choke
- Power supply 230 V AC
- **Short circuit proof**
- **Overload protected**
- Temperature monitoring with automatic switch off function in the event of over heating
- LED Indicator for KNX Bus reset, normal operation and overload

KNX Bus Power Supply,
Standard






	Rated current	Installation width	Article Number
	160 mA	2 SU / 36 mm	STV-0160.02
	320 mA	2 SU / 36 mm	STV-0320.02
	640 mA	4 SU / 72 mm	STV-0640.02

Bus Power Supply STC, with diagnostic function

- KNX Bus Power Supply with integrated choke
- Power supply 230 V AC
- **Short circuit proof**
- **Overload protected**
- Additional unchoked output U2
- **Integrated Bus coupler with diagnostic functions:**
 - Bus power, Bus current, Bus overload
 - Mains power failure/recovery
 - All events are stored in the ring storage with time a stamp
 - Readout of the ring memory via a 14 Byte Telegram
 - Safety function to detect a failed device in the KNX line

KNX Bus Power Supply
with comprehensive diagnostic functions



	Rated current	Installation width	Article Number
	640 mA	4 SU / 72 mm	STC-0640.01
	960 mA	6 SU / 108 mm	STC-0960.01
	1280 mA	6 SU / 108 mm	STC-1280.01

Bus Power Supplies

Bus Power Supply STR, Redundant

- KNX Bus Power Supply with integrated choke
- **Two integrated Power supplies for redundancy**
- Power supply 2 x 230 V AC (separate RCD circuits possible)
- **In the event of a failure, mains power or an internal power part, the KNX power supply is maintained over the second power supply unit**
- Failure message via telegram
- **Short circuit proof**
- **Overload protected**
- Additional unchoked output U2
- **Integrated Bus coupler with diagnostic functions:**
 - Bus power, Bus current, Bus overload
 - Mains power failure/recovery
 - All events are stored in the ring storage with time a stamp
 - Readout of the ring memory via a 14 Byte Telegram
 - Safety function to detect a failed device in the KNX line

Redundant KNX Bus Power Supply, with comprehensive diagnostic functions




	Rated current	Installation width	Article Number
	640 mA	6 SU / 108 mm	STR-0640.01

Power Supply STV

- SELV Power supply 24 V DC for **general purpose** use
- Power supply for 24 V Binary inputs, window contacts, etc.
- Suitable for VisuControl Touchpanel
- Power supply 230 V AC
- **Short circuit proof**

24 V DC universal power supply. Not to be used as a KNX Bus power supply




	Rated current	Installation width	Article Number
	750 mA	4 SU / 72 mm	STV-0024.01

Area-/ Line Coupler, with Data Secure

- Line coupler to connect two KNX Bus areas
- **Supports KNX Data Secure (as of ETS 5.7.2)**
- **Supports extended group addresses**
- **Segment coupler-functionality (Revision R6.1, as of ETS 6)**
- Reliability through galvanic isolation of the KNX lines
- Separate bus power supply required for each line
- Filter function to reduce the Bus load
- Fast application download (long frame support as of ETS 5)

Modular DIN Rail Component to interconnect two KNX Bus segments




	Installation width	Article Number
	2 SU / 36 mm	SCN-LK001.03

IP Interface, with IP Secure and Data Secure

- for bidirectional connection between PC and KNX via TCP/IP
- 4 simultaneous connections possible
- **Enables bus programming via TCP/IP**
- **Power supply via KNX bus, no external power supply required**
- **Encrypted email transmission**
- **Time server to send date and time to the KNX bus**
- **Updateable firmware**
- **Supports extended group addresses**
- **KNX IP Secure and KNX Data Secure (as of from ETS 5.7.2)**
- **Secured access to KNX Bus through IP Secure with security key**
- Fast application download (long frame support as of ETS 5)

With E-Mail and time server function




	Installation width	Article Number
	2 SU / 36 mm	SCN-IP000.03

IP Router, with IP Secure and Data Secure

- for bidirectional connection between PC and KNX via TCP/IP
- **KNX IP Secure and KNX Data Secure (as of from ETS 5.7.2)**
- **Secured access to KNX Bus through IP Secure with security key**
- **with line coupler functionality**
- **Supports extended group addresses**
- **Enables bus programming via TCP/IP**
- 4 simultaneous connections possible
- **Prepared for segment coupler functionality (revision R4.0)**
- **Power supply via KNX bus, no external power supply required**
- **Encrypted email transmission**
- **Time server to send date and time to the KNX bus**
- **Updateable firmware**
- Fast application download (long frame support as of ETS 5)

With E-Mail and time server function




	Installation width	Article Number
	2 SU / 36 mm	SCN-IP100.03

USB Interface

- for bidirectional connection between PC and KNX Bus via USB
- Compatible to ETS 4/5/6
- **Supports PC Sleep mode**
- **For updating KNX devices**
- Fast application download (long frame support as of ETS 5)

For local commissioning and diagnosis of the KNX installation via USB



	Installation width	Article Number
	2 SU / 36 mm	SCN-USBR.02


Logic Module

▪ 24 independent configurable function blocks:

- Universal logic with up to 5 operations
- Logic gate (AND/OR/XOR) each with 8 inputs
- Cyclic sending and query of values
- Read request/sending values after Bus power recovery
- Storage of values in the event of a bus power failure
- Monitoring of telegrams
- Filter function
- Multiplexer / partition wall function
- Format converter
- Temperature-/Value comparator
- Time functions
- Follow up control with ventilation steps
- Min-/Max-/average value
- Universal calculator
- Conversion to PWM
- Telegram multiplier/sequencer
- 4 LEDs for internal and external objects

In Modular DIN Rail Component design, with 4 configurable LEDs



	Installation width	Article Number
	2 SU / 36 mm	SCN-LOG1.02


Safety Module

▪ Increases the safety of the protected line in outdoor and indoor areas, protects against manipulation

- Straightforward upgrading in existing KNX installations
- **Prevents, the establishment of a connection, programming and debugging of KNX devices on a line**
- Safety function is started automatically after Bus voltage recovery and/or commissioning of the safety module
- The safety function can be temporarily disabled by pressing the button on the device or via a 14-byte telegram
- Safety function to detect a failed device in the KNX line
- Active or passive monitoring of up to 100 KNX products
- Alarm is stored as a plain text message in the internal ring memory
- Fast application download (long frame support as of ETS 5)

Modular DIN Rail Component (MDRC) design




	Installation width	Article Number
	2 SU / 36 mm	SCN-SAFE.01

Modbus Gateway RTU485, MDRC

- 200 freely configurable channels
- Master/Slave mode individually selectable for each channel
- Slave ID can be set individually for each channel
- **User friendly scaling settings**
- **Conversion of value ranges for each channel**
- **Comprehensive binary and arithmetic mathematical functions configurable for each channel**
- **Modbus multi-read/write functionality**
- **Read/write function with 2 objects per channel**
- 20 value comparison blocks each with 4 comparable values
- **Message texts to indicate device status**
- Universally applicable, supports a wide range of Modbus and KNX data types
- **No additional power supply required**
- Power supplied through the KNX bus
- Modbus and KNX bus galvanically isolated
- Development and production in Engelskirchen

For bidirectional data exchange between Modbus RTU- and KNX devices




	Installation width	Article Number
	2 SU / 36 mm	SCN-MBGRU.01

Time Switch with 20 channels and active colour display

- Time switch with 20 channels (8 switching times per channel)
- Switch times adjustable with the ETS and on the device
- Daily-/weekly-/astro switch function, power reserve
- **Automatic bank holiday calculation**
- Output object for Date and Time (Master)
- Date and time adjustable over the KNX Bus (Slave)
- Specific channel for day/night function
- **Blind function to control height and slats per channel**
- **Output object for azimuth and elevation**
- **Security against unauthorised access through code lock function**
- **Catch up function for switching times, adjustable per channel**
- Cyclic sending in normal operation
- Threshold value comparator 1 - 4 Byte
- 8 logic blocks each with 4 inputs

Time Switch with daily-/weekly-/astro switch function. In Modular DIN Rail Component (MDRC) design



	Installation width	Article Number
	4 SU / 72 mm	SCN-RTC20.02

KNX Bus Connector WAGO PU 50 pieces

- For connection of KNX devices to the KNX Bus cable
- Connection of up to 4 KNX cables
- No interruption of the KNX Bus connection when replacing devices
- **Conductor cross sectional area 0.6 ... 0.8 mm (solid wire)**
- Wire stripping length 5 ... 6 mm
- Bus terminal 2-pole each with 4 conductor plug-in connections
- PU 50 Stk.

Version black/red for solid conductors with a cross section area of 0.6 ... 0.8 mm



	Colour	Article Number
	Black/Red	ZBUSKLE

Visualisations

As a manufacturer, our range includes various products that you can use to control your smart home. In addition to control via push-buttons or a central operation unit, you can also control the components in your smart home via a visualisation. In this case all data and control options are clearly displayed on an interface. The output medium can either be the MDT VisuControl Glass Touchpanel recessed into the wall, an iOS or an Android device, if the MDT Object server VisuControl Easy II is used.

In addition to basic functions such as switching, dimming and shutters / roller shutters, you also have a wide range of scenes and diagram functions available.

Our customers can incorporate their own graphics and images in order to design the individual screen pages. Comprehensive day / week / month / year switching functions and astro switching functions can be achieved with the integrated time switch.

Measurements such as temperature, wind speed or any switching statuses can be recorded in the internal memory or directly on a USB / SD card (data logger). You can then export these recorded datasets and process them using an external application (e.g. Excel).

Highlights of the MDT visualisations

KNX VisuControl App for managing and controlling several smart buildings

The free MDT App can be used to manage up to four VisuControl Object Servers. This provides a central overview and control, for example, for building complexes consisting of up to four parts.

KNX VisuControl Object Server for quick and easy set-up

You can configure our Object Server directly in the ETS; it does not require any additional set-up via a separate visualisation. The display via the MDT App already uses the responsive design, i.e. it adjusts automatically to the smartphone / tablet and to iPhone / iPad and does not require further configuration.




VC-EASY.03

Object Server VisuControl Easy II

- Visualisation and operation of lighting, shading, room temperature, status, scenes, multimedia, weather data and more
- **up to 200 Functions can visualised**
- Individual allocation in rooms, zones, or groups
- **Separate status object**
- HSV or RGB colour control
- Graphical user interface is automatically generated
- **Up to 4 IP cameras per object server**
- **KNX Secure capable**
- **Connection to the MDT Time switch**
- **Record and display of data in up to 8 diagrams**
- Integrated VPN support
- **IP interface with 4 simultaneous connections (e.g. bus programming)**
- E-mail function to send messages and status reports
- **Time server to send date and time to the KNX bus**
- Logic function for collective status indication
- Secure data transmission between the Object server and App
- The App supports more than one object server
- **Easy commissioning as of ETS 5 without additional software**
- **Power supply via KNX bus, no external power supply required**

To visualise the current building status and inter-active control of building functions via an Android and iOS app





	Installation width	Article Number
	2 SU / 36 mm	VC-EASY.03

Touch Panel VisuControl

- **Capacitive glass touch display with LED Backlight**
- User interface can be individually configured
- Switching, dimming, blinds
- Remote access via PC, tablet or smartphone
- **VisuControl for KNX is available gratis in the App Store**
- Alarm messages
- Diagrams
- Transmission of messages per email
- **Including VisuControl lite Software and sample projects**
- Power supply 24 V DC required (e.g. STV-0024.01)
- Integrated Bus coupler

To visualise the current building status and interactive control of building functions




	Screen diagonal	Article Number
	17.7 cm / 7 Inch	VC-0701.04
	25.4 cm / 10 Inch	VC-1001.04







Touch Panel

Frames for Touch Panel VisuControl

- Glass Frame for 17.7 cm / 7 Inch Touchpanel: (W x H) 247 x 190 mm
- Frame in brushed stainless steel optic for 17.7 cm / 7 Inch Touchpanel: (W x H) 244 x 198 mm
- Glass Frame for 25.4 cm / 10 Inch Touchpanel: (W x H) 318 x 237 mm
- Frame in brushed stainless steel optic for 25.4 cm / 10 Inch Touchpanel: (W x H) 314 x 233 mm

Finishes: white glass,
black glass and stainless
steel look



	Screen diagonal	Colour	Article Number
	17.7 cm / 7 Inch	White	VCB-07WS.04
	17.7 cm / 7 Inch	Black	VCB-07SW.04
	17.7 cm / 7 Inch	Stainless steel look	VCB-07SI.04
	25.4 cm / 10 Inch	White	VCB-10WS.04
	25.4 cm / 10 Inch	Black	VCB-10SW.04
	25.4 cm / 10 Inch	Stainless steel look	VCB-10SI.04



Touch Panel

Flush mounted installation box for Touch Panel VisuControl

- VCG-UP07.01: Suitable for Touch Panel VC-0701.04
- VCG-UP10.04: Suitable for Touch Panel VC-1001.04

Flush mounted metal
installation box for wall
installation





	Screen diagonal	Article Number
	17.7 cm / 7 Inch	VCG-UP07.01
	25.4 cm / 10 Inch	VCG-UP10.04

Cable set for Touch Panel VisuControl

- VCZ-AD07.01: Suitable for Touch Panel VC-0701.04
- VCZ-AD10.01: Suitable for Touch Panel VC-1001.04

Cable set for easy con-
nection of the MDT Touch
Panel VisuControl to a net-
work installation cable




	Article Number
	VCZ-AD07.01
	VCZ-AD10.01

Software VisuControl Pro

VisuControl Pro Software, for larger projects with more than 6 pages. VisuControl lite is included in the delivery of the MDT Touch Panel



	Article Number
	VCS-PRO.04

VisuControl II for KNX App

To visualise the current building status and to control building functions via an Android/iOS App

This app offers you an easy and cost-effective way to control and visualise your building. The VisuControl Easy II object server connects your KNX bus system to your mobile Android or Apple device.


The app displays the current conditions of open windows, temperatures and operating states.

The user interface can be sorted by functions and areas and is available in 2 different designs (black & white).

- **Automatically adapted to Smartphone and Tablet view (Android and Apple)**
- **The app supports multiple object servers**
- **Integrated VPN support**

VisuControl II for KNX is available free of charge in the Google Play Store and the iOS Store.

Available free of charge in the Android und iOS Store


		Article Number	PG.:	List price
	App Smartphone/ Tablet	-	-	-



Play Store



App Store



Wireless technology KNX RF+

Thanks to wireless communication, with the MDT KNX RF+ devices you can now also retrofit existing buildings with the convenient KNX system without laborious chiselling work for the cabling. Existing KNX bus systems can also be expanded with the wireless components if, for example, it is not that easy to equip new installation points with a bus cable. In order to do this, the KNX RF+ devices are connected to the KNX system via MDT RF+ Wireless Line Couplers. As usual, the programming is carried out in the ETS.

The MDT KNX RF+ Push-Buttons/Glass Push-Buttons with integrated Switch Actuator replace a conventional 230 V switch. They are easily installed into the existing switch box and powered from the normal 230 V grid, batteries are not required. The wireless products then establish the connection to the KNX bus system via KNX RF+. In this case, each device can be used as a repeater in order to create good reception quality right through to the most hidden corners.

Highlights of the MDT KNX RF+ products

Easy retrofitting with KNX Wireless


With the KNX wireless components, there is no need for chiselling work for subsequent cabling. In existing buildings, this means that the products can be easily and quickly retrofitted to modernise the facilities. For example, conventional switches can be replaced with KNX RF+ Push-Buttons with integrated 2-fold switching actuator (neutral wire required).

MDT KNX RF+ products act as a repeater

In addition to its normal function, every KNX product from our RF+ Wireless range also acts as a repeater. This means that with sufficient wireless products it is possible to build up a stable network.

MDT KNX RF+ is sustainable

Our MDT RF+ devices are powered from the 230 V grid; batteries are not needed.




RF-LK001.03

RF+ Line coupler, flush mounted

- KNX RF+ Line coupler to connect MDT KNX RF+ devices, e.g. MDT Push-button RF+ or MDT Glass Push-button RF+
- **KNX RF+ Protocol in System mode**
- **Segment coupler-functionality (as of ETS 6)**
- Commissioning as of ETS 5
- Compatible to the new KNX RF+ radio specification
- Filter function to reduce the Bus load
- Installation in an installation box
- Dimensions (H x W x D): 41 x 41 x 22 mm
- Integrated Bus coupler

The MDT KNX RF+ Line Coupler connects KNX RF+ devices with the KNX bus wired devices



Article Number

RF-LK001.03

RF+ Push Button Lite 55, 1-gang, with temperature sensor

- **KNX RF+ Protocol in System mode**
- **KNX Data Secure**
- Suitable for 55 mm switch ranges
- The buttons can be configured as pairs or as singular buttons
- **For modernisation without installation of KNX Bus cable**
- As a replacement for regular two circuit switches
- Operation as 2 channel switch actuator or 1 channel shutter actuator
- Singular and double Push-button operation for switching, dimming, shutters, values
- **Two RGBW status LEDs per Push-button pair**
- **Innovative group control with long/extra long button press**
- **Multitouch-function, sends up to 4 values on the same or different objects**
- Toggle up to four values or scenes
- Short/Long button press with 2 objects
- **LED brightness controllable via a day/night- or brightness object**
- 4 Logic blocks
- Connection through MDT KNX RF+ Line Coupler
- Power supply 230 V AC

With 2 Sensor areas and LEDs for operation / status indication. Maximum current 10 A ohmic load, maximum capacitive load, 10 A bei 14 µF / 2 ECG's. For operation within the EU, 868 MHz




	Colour	Symbol		Article Number
	Pure White, glossy	Neutral	Q2/25	RF-TAL55T102.01S
	Pure White, glossy	Up/Down	Q2/25	RF-TAL55T102.A1S
	Pure White, glossy	I/O	Q2/25	RF-TAL55T102.B1S
	Black, matt	Neutral	Q2/25	RF-TAL55T106.01S
	Black, matt	Up/Down	Q2/25	RF-TAL55T106.A1S
	Black, matt	I/O	Q2/25	RF-TAL55T106.B1S

RF+ Push Button Lite 55, 2-gang, with temperature sensor

- **KNX RF+ Protocol in System mode**
- **KNX Data Secure**
- Suitable for 55 mm switch ranges
- The buttons can be configured as pairs or as singular buttons
- **For modernisation without installation of KNX Bus cable**
- As a replacement for regular two circuit switches
- Operation as 2 channel switch actuator or 1 channel shutter actuator
- Singular and double Push-button operation for switching, dimming, shutters, values
- **Two RGBW status LEDs per Push-button pair**
- **Innovative group control with long/extra long button press**
- **Multitouch-function, sends up to 4 values on the same or different objects**
 - Toggle up to four values or scenes
 - Short/Long button press with 2 objects
- **LED brightness controllable via a day/night- or brightness object**
- 4 Logic blocks
- Connection through MDT KNX RF+ Line Coupler
- Power supply 230 V AC

With 4 Sensor areas and LEDs for operation / status indication. Maximum current 10 A ohmic load, maximum capacitive load, 10 A with 14 µF / 2 ECG's. For operation within the EU, 868 MHz






	Colour	Symbol		Article Number
	Pure White, glossy	Neutral	Q2/25	RF-TAL55T202.01S
	Pure White, glossy	Up/Down	Q2/25	RF-TAL55T202.A1S
	Pure White, glossy	I/O	Q2/25	RF-TAL55T202.B1S
	Pure White, glossy	Up/Down and I/O	Q2/25	RF-TAL55T202.C1S
	Pure White, glossy	I/O and Up/Down	Q2/25	RF-TAL55T202.D1S
	Black, matt	Neutral	Q2/25	RF-TAL55T206.01S
	Black, matt	Up/Down	Q2/25	RF-TAL55T206.A1S
	Black, matt	I/O	Q2/25	RF-TAL55T206.B1S
	Black, matt	Up/Down and I/O	Q2/25	RF-TAL55T206.C1S
	Black, matt	I/O and Up/Down	Q2/25	RF-TAL55T206.D1S

RF+ Push Button Lite 55, 4-gang, with temperature sensor

- **KNX RF+ Protocol in System mode**
- **KNX Data Secure**
- Suitable for 55 mm switch ranges
- The buttons can be configured as pairs or as singular buttons
- **For modernisation without installation of KNX Bus cable**
- As a replacement for regular two circuit switches
- Operation as 2 channel switch actuator or 1 channel shutter actuator
- Singular and double Push-button operation for switching, dimming, shutters, values
- **Four RGBW status LEDs**
- **Innovative group control with long/extra long button press**
- **Multitouch-function, sends up to 4 values on the same or different objects**
- Toggle up to four values or scenes
- Short/Long button press with 2 objects
- **LED brightness controllable via a day/night- or brightness object**
- 4 Logic blocks
- Connection through MDT KNX RF+ Line Coupler

With 4 Sensor areas and LEDs for operation / status indication. Maximum current 10 A ohmic load, maximum capacitive load, 10 A with 14 µF / 2 ECG's. For operation within the EU, 868 MHz





	Colour	Symbol		Article Number
	Pure White, glossy	Neutral	Q2/25	RF-TAL55T402.01S
	Black, matt	Neutral	Q2/25	RF-TAL55T406.01S

RF+ Glass Push Button Plus, with actuator, 4-channel

- **KNX RF+ Protocol in System mode**
- Commissioning as of ETS 5
- **With temperature sensor to measure room temperature**
- The buttons can be configured as pairs or as singular buttons
- NO- and NC operation, duration of button press selectable
- Send of values, forced operation and switch commands are selectable
- Short/Long button press with 2 objects
- Singular and double Push-button operation for dimming-/ shutter functions
- Operation as 2 channel switch actuator or 1 channel shutter actuator
- Connection through MDT KNX RF+ Line Coupler
- **Surrounding orientation light with day/night object**
- **Labelling foil to insert under the glass surface**
- **For modernisation without installation of KNX Bus cable**
- Power supply 230 V AC
- Installation in an installation box using the included installation frame
- **Labelling foil included in the delivery**
- Dimensions (H x W): 92 x 92 mm

With 4 Sensor areas and LEDs for operation / status indication. Surrounding orientation light. Maximum current 10 A ohmic load, maximum capacitive load, 10 A with 14 µF / 2 ECG's. For operation within the EU, 868 MHz






	Number of buttons	Colour	Number of outputs	Article Number
	4 Sensor surfaces	White	2	RF-GTT4W.01
	4 Sensor surfaces	Black	2	RF-GTT4S.01

RF+ Glass Push Button Plus, with Actuator, 8-channel

- **KNX RF+ Protocol in System mode**
- Commissioning as of ETS 5
- **With temperature sensor to measure room temperature**
- The buttons can be configured as pairs or as singular buttons
- NO- and NC operation, duration of button press selectable
- Send of values, forced operation and switch commands are selectable
- Short/Long button press with 2 objects
- Singular and double Push-button operation for dimming-/ shutter functions
- Operation as 4 channel switch actuator or 2 channel shutter actuators
- Connection through MDT KNX RF+ Line Coupler
- **Surrounding orientation light with day/night object**
- **Labelling foil to insert under the glass surface**
- **For modernisation without installation of KNX Bus cable**
- Power supply 230 V AC
- Installation in an installation box using the included installation frame
- **Labelling foil included in the delivery**
- Dimensions (H x B): 163 x 92 mm

With 8 Sensor areas and LEDs for operation / status indication. Surrounding orientation light. Maximum current 10 A ohmic load, maximum capacitive load, 10 A 14 µF / 2 ECG's. For operation within the EU, 868 MHz






	Number of buttons	Colour	Number of outputs	Article Number
	8 Sensor surfaces	White	4	RF-GTT8W.01
	8 Sensor surfaces	Black	4	RF-GTT8S.01

RF+ Push Button Plus 55, with actuator, 2-channel

- **KNX RF+ Protocol in System mode**
- Commissioning as of ETS 5
- Suitable for 55 mm switch ranges
- The buttons can be configured as pairs or as singular buttons
- NO- and NC operation, duration of button press selectable
- Send of values, forced operation and switch commands are selectable
- Short/Long button press with 2 objects
- Singular and double Push-button operation for dimming/shutter functions
- Operation as 2 channel switch actuator or 1 channel shutter actuator
- Connection through MDT KNX RF+ Line Coupler
- **Centred labelling field with cover foil for individual labelling**
- As a replacement for regular two circuit switches
- **For modernisation without installation of KNX Bus cable**
- Power supply 230 V AC
- Installation in an installation box using the included installation frame

With 2 Sensor areas and LEDs for operation / status indication. Maximum current 10 A ohmic load, maximum capacitive load, 10 A bei 14 µF / 2 ECG's. For operation within the EU, 868 MHz






	Number of buttons	Colour	Number of outputs	Article Number
	1 pair of buttons / 2 buttons	Pure White, matt	2	RF-TA55A2.01
	1 pair of buttons / 2 buttons	Black, matt	2	RF-TA55A206.01

RF+ Push Button Plus 55, with actuator, 4-channel

- **KNX RF+ Protocol in System mode**
- Commissioning as of ETS 5
- Suitable for 55 mm switch ranges
- The buttons can be configured as pairs or as singular buttons
- NO- and NC operation, duration of button press selectable
- Send of values, forced operation and switch commands are selectable
- Short/Long button press with 2 objects
- Singular and double Push-button operation for dimming/shutter functions
- Operation as 2 channel switch actuator or 1 channel shutter actuator
- Connection through MDT KNX RF+ Line Coupler
- **Centred labelling field with cover foil for individual labelling**
- As a replacement for regular two circuit switches
- **For modernisation without installation of KNX Bus cable**
- Power supply 230 V AC
- Installation in an installation box using the included installation frame

With 4 Sensor areas and LEDs for operation / status indication. Maximum current 10 A ohmic load, maximum capacitive load, 10 A with 14 µF / 2 ECG's. For operation within the EU, 868 MHz






	Number of buttons	Colour	Number of outputs	Article Number
	2 pairs of buttons / 4 buttons	Pure White, matt	2	RF-TA55A4.01
	2 pairs of buttons / 4 buttons	Black, matt	2	RF-TA55A406.01

RF+ Push Button Plus 55, with actuator, 6-channel

- **KNX RF+ Protocol in System mode**
- Commissioning as of ETS 5
- Suitable for 55 mm switch ranges
- The buttons can be configured as pairs or as singular buttons
- NO- and NC operation, duration of button press selectable
- Send of values, forced operation and switch commands are selectable
- Short/Long button press with 2 objects
- Singular and double Push-button operation for dimming/shutter functions
- Operation as 2 channel switch actuator or 1 channel shutter actuator
- Connection through MDT KNX RF+ Line Coupler
- **Centred labelling field with cover foil for individual labelling**
- As a replacement for regular two circuit switches
- **For modernisation without installation of KNX Bus cable**
- Power supply 230 V AC
- Installation in an installation box using the included installation frame

With 6 Sensor areas and LEDs for operation / status indication. Maximum current 10 A ohmic load, maximum capacitive load, 10 A with 14 µF / 2 ECG's. For operation within the EU, 868 MHz






	Number of buttons	Colour	Number of outputs	Article Number
	3 pairs of buttons / 6 buttons	Pure White, matt	2	RF-TA55A6.01
	3 pairs of buttons / 6 buttons	Black, matt	2	RF-TA55A606.01

RF+ Push Button Plus 55, with actuator, 8-channel

- **KNX RF+ Protocol in System mode**
- Commissioning as of ETS 5
- Suitable for 55 mm switch ranges
- The buttons can be configured as pairs or as singular buttons
- NO- and NC operation, duration of button press selectable
- Send of values, forced operation and switch commands are selectable
- Short/Long button press with 2 objects
- Singular and double Push-button operation for dimming/shutter functions
- Operation as 2 channel switch actuator or 1 channel shutter actuator
- Connection through MDT KNX RF+ Line Coupler
- **Centred labelling field with cover foil for individual labelling**
- As a replacement for regular two circuit switches
- **For modernisation without installation of KNX Bus cable**
- Power supply 230 V AC
- Installation in an installation box using the included installation frame

With 8 Sensor areas and LEDs for operation / status indication. Maximum current 10 A ohmic load, maximum capacitive load, 10 A 14 µF / 2 ECG's. For operation within the EU, 868 MHz




	Number of buttons	Colour	Number of outputs	Article Number
	4 pairs of buttons / 8 buttons	Pure White, matt	2	RF-TA55A8.01
	4 pairs of buttons / 8 buttons	Black, matt	2	RF-TA55A806.01

RF+ Push Button Interface, 2-gang

- **KNX RF+ Protocol in System mode**
- Commissioning as of ETS 5
- To connect **230 V Push-buttons, switches, motion detectors**
- **4 integrated logic modules**, e.g., to evaluate the inputs (closed window or send a second object)
- NO- and NC operation, duration of button press selectable
- Dimmer- and shutter function for singular- and double Push-button operation
- Send of values, forced operation and switch commands are selectable
- Short/Long button press with 2 objects
- Integrated pulse- and switch counter
- Cyclic sending, selectable
- Connection through MDT KNX RF+ Line Coupler
- **For modernisation without installation of KNX Bus cable**
- Power supply 230 V AC
- Dimensions (H x W x D): 41 x 41 x 22 mm

Version for 230 V AC control voltage. For installation in an installation box. Maximum cable length 100 m. For operation within the EU, 868 MHz




	Number of binary inputs	Article Number
	2	RF-BE2230.01

RF+ LED Controller CC/CV 30 W, 230 V, 2-channel, Secure

- **KNX RF+ Protocol in System mode**
- **Optimised Hybrid dimming for improved light quality**
- **Dimming range from 0.2 % ... 100 %, Minimum current 0.7 mA**
- Perfect dim behaviour over the entire dimming range
- **Maximum output power: 30 W over both channels**
- **Output max. current 700 mA**
- Constant current selectable via DIP switch
- Constant voltage operation with 24 V or 48 V
- **Tunable White colour temperature control**
- Selectable dimming curve, individual sequences
- **Operation modes: 2 x white or 1 x Tunable White**
- **Automatic colour temperature control Dim2Warm**
- **Dynamic daylight control HCL (Human Centric Lighting)**
- **Automatic time dependent dimming**
- Over current- and temperature monitoring
- **Integrated compact power supply**
- **Secondary connection cable length up to 6 m**
- Dimensions (H x W x D): 54 x 129 x 25 mm

With an integrated compact power supply. Constant Current LED-Controller with a maximum output current of 700 mA



	Number of outputs		Article Number
	2	Q2/25	RF-AKD230CC.02S

RF+ LED Controller CC/CV 60 W, 230 V, 2-channel, Secure

- **KNX RF+ Protocol in System mode**
- **Optimised Hybrid dimming for improved light quality**
- **Dimming range from 0.2 % ... 100 %, Minimum current 1.4 mA**
- Perfect dim behaviour over the entire dimming range
- **Maximum output power: 60 W over both channels**
- **Output max. current 1,400 mA**
- Constant current selectable via DIP switch
- Constant voltage operation with 24 V or 48 V
- **Tunable White colour temperature control**
- Selectable dimming curve, individual sequences
- **Operation modes: 2 x white or 1 x Tunable White**
- **Automatic colour temperature control Dim2Warm**
- **Dynamic daylight control HCL (Human Centric Lighting)**
- **Automatic time dependent dimming**
- Over current- and temperature monitoring
- **Integrated compact power supply**
- **Secondary connection cable length up to 6 m**
- Dimensions (H x W x D): 54 x 129 x 25 mm

With an integrated compact power supply. Constant Current LED-Controller with a maximum output current of 1.400 mA





	Number of outputs		Article Number
	2	Q2/25	RF-AKD260CC.02S

KNX RF+ Switch Actuator, flush mounted

- **KNX RF+ Protocol in System mode**
- Commissioning as of ETS 5
- Normally open and normally closed
- Time functions (switch on-/switch off delay, staircase light function)
- Status feedback for all channels (active/passive)
- Logical functions
- 8 scenes per channel
- Central functions and blocking objects for forced operation
- Connection through MDT KNX RF+ Line Coupler
- **For modernisation without installation of KNX Bus cable**
- Power supply 230 V AC
- Installation in an installation box
- Dimensions (H x W x D): 41 x 41 x 22 mm

Version with monostable relays. Maximum current 10 A ohmic load, maximum capacitive load 10 A, 14 µF / 2 ECG's. For installation in an installation box. For operation within the EU, 868 MHz




	Number of outputs	Article Number
	1	RF-AKK1UP.01
	2	RF-AKK2UP.01

RF+ Shutter Actuator, 1-gang, flush mounted

- **KNX RF+ Protocol in System mode**
- Commissioning as of ETS 5
- Operation mode for shutter/blinds
- Travel-, pause- and step time selectable
- 1 Bit Automatic control and sun shading function
- 8 Bit object to position height and slats
- 8 scenes per channel
- Alarm-, central- and locking function
- Connection through MDT KNX RF+ Line Coupler
- **For modernisation without installation of KNX Bus cable**
- Power supply 230 V AC
- Installation in an installation box
- Dimensions (H x W x D): 41 x 41 x 22 mm

For 230 V AC shutter motors, max 300 W. Version with monostable relays. Maximum current 10 A ohmic load. For installation in an installation box. For operation within the EU, 868 MHz



	Number of outputs	Article Number
	1	RF-JAL1UP.01


RF+ Actuators

RF+ Single Socket

- **KNX RF+ Protocol in System mode**
- Commissioning as of ETS 5
- Normally open and normally closed
- Time functions (switch on-/switch off delay, staircase light function)
- Status feedback for all channels (active/passive)
- Logical functions
- 8 scenes per channel
- Central functions and blocking objects for forced operation
- Connection through MDT KNX RF+ Line Coupler

Adapter plug, Version with monostable relay. Maximum current 16 A ohmic load, maximum capacitive load, 10 A with 21 μ F / 3 ECG's. For operation within the EU, 868 MHz




	Number of outputs	Colour	Number of buttons	Article Number
	1	White	1	RF-AKK1ST.01

RF+ Single Socket with active power measurement

- **KNX RF+ Protocol in System mode**
- Commissioning as of ETS 5
- Normally open and normally closed
- Time functions (switch on-/switch off delay, staircase light function)
- Status feedback for all channels (active/passive)
- Logical functions
- 8 scenes per channel
- Central functions and blocking objects for forced operation
- **True active power meter (Wh/kWh) with current- and voltage measurement**
- Connection through MDT KNX RF+ Line Coupler

Adapter plug, version with monostable relay. With active power measurement. Maximum current 16 A ohmic load. Maximum capacitive load, 10 A with 21 μ F / 3 ECG's. For operation within the EU, 868 MHz



	Number of outputs	Colour	Number of buttons	Article Number
	1	White	1	RF-AZK1ST.01

Article number index

Art. No.	Page	Art. No.	Page	Art. No.	Page	Art. No.	Page
AKI-0416.04	18	AKU-0616.03	25	BE-GTL20S.A1S	78	BE-TA5506.G2	46
BE-TA550806.02	46	AKU-0816.03	25	BE-GTL20W.01	78	BE-TA550606.02	46
BE-TA55P4.02	47	AKU-1616.03	25	BE-GTL20W.A1	78	BE-TA5508.02	46
BE-TAL550206.B1	52	AKU-2416.03	25	BE-GTL2TS.01S	79	BE-TA5508.G2	46
BE-TAL55W102.A1	55	AKU-B2UP.03	26	BE-GTL2TS.B1S	79	BE-TA55P2.02	47
SCN-KP360K306.03	96	AMI-0416.03	18	BE-GTL2TS.C1S	79	BE-TA55P2.G2	47
SCN-LED55.01	63	AMI-0816.03	18	BE-GTL2TS.D1S	79	BE-TA55P206.02	47
AIO-0210V.01	38	AMI-1216.03	18	BE-GTL2TW.01	79	BE-TA55P4.G2	47
AIO-0410V.01	38	AMS-0416.03	21	BE-GTL2TW.B1	79	BE-TA55P406.02	47
AKD-0201.02	30	AMS-0816.03	21	BE-GTL2TW.C1	79	BE-TA55P6.02	47
AKD-0224V.02	31	AMS-1216.03	21	BE-GTL2TW.D1	79	BE-TA55P6.G2	47
AKD-0230CC.02	33	AZI-0316.03	19	BE-GTL40S.01S	80	BE-TA55P606.02	47
AKD-0260CC.02	34	AZI-0616.03	19	BE-GTL40W.01	80	BE-TA55P8.02	47
AKD-0324V.02	31	BE-02001.02	43	BE-GTL4TS.01S	80	BE-TA55P8.G2	47
AKD-0401.02	30	BE-02230.02	44	BE-GTL4TW.01	80	BE-TA55P806.02	47
AKD-0410V.02	30	BE-04000.02	42	BE-GTR163S.01S	89	BE-TA55T2.02	48
AKD-0424R.02	33	BE-04001.02	43	BE-GTR163W.01	89	BE-TA55T2.G2	48
AKD-0424R2.02	32	BE-04024.02	43	BE-GTR1S.01S	88	BE-TA55T206.02	48
AKD-0424V.02	32	BE-04230.02	42	BE-GTR1W.01	88	BE-TA55T4.02	48
AKH-0400.03	37	BE-06001.02	43	BE-GTR263S.01S	89	BE-TA55T4.G2	48
AKH-0600.03	37	BE-08000.02	42	BE-GTR263W.01	89	BE-TA55T406.02	48
AKH-0800.03	37	BE-08024.02	43	BE-GTR2S.01S	88	BE-TA55T6.02	48
AKI-0816.04	18	BE-08230.02	42	BE-GTR2W.01	88	BE-TA55T6.G2	48
AKI-1216.04	18	BE-16000.02	42	BE-GTR363S.01S	89	BE-TA55T606.02	48
AKK-01UP.03	23	BE-16024.02	43	BE-GTR363W.01	89	BE-TA55T8.02	48
AKK-0216.03	22	BE-16230.02	42	BE-GTR3S.01S	88	BE-TA55T8.G2	48
AKK-02UP.03	24	BE-32000.02	42	BE-GTR3W.01	88	BE-TA55T806.02	48
AKK-03UP.03	24	BE-BZS86.01	76	BE-GTS06TS.01S	83	BE-TAL5501.01	50
AKK-0416.03	22	BE-BZS8606.01	76	BE-GTS06TW.01S	83	BE-TAL5501.A1	50
AKK-04FC.03	23	BE-GBZS.01S	82	BE-GTSP6TS.01S	84	BE-TAL5501.B1	50
AKK-0816.03	22	BE-GBZW.01	82	BE-GTSP6TW.01S	84	BE-TAL550106.01	50
AKK-1616.03	22	BE-GT04S.01	86	BE-GTT4S.01	86	BE-TAL550106.A1	50
AKK-2416.03	22	BE-GT04W.01	86	BE-GTT4W.01	86	BE-TAL550106.B1	50
AKS-01UP.03	21	BE-GT08S.01	87	BE-GTT8S.01	87	BE-TAL5502.01	52
AKS-0210.03	19	BE-GT08W.01	87	BE-GTT8W.01	87	BE-TAL5502.A1	52
AKS-0216.03	20	BE-GT20S.02S	81	BE-JTA5504.01	57	BE-TAL5502.B1	52
AKS-02UP.03	21	BE-GT20W.02	81	BE-JTA550406.01	57	BE-TAL5502.C1	52
AKS-0410.03	19	BE-GT2TS.02S	81	BE-RA1FE02.01	64	BE-TAL5502.D1	52
AKS-0416.03	20	BE-GT2TW.02	81	BE-RA1FE06.01	64	BE-TAL550206.01	52
AKS-0810.03	19	BE-GTL10S.01S	77	BE-RA2FF02.01	64	BE-TAL550206.A1	52
AKS-0816.03	20	BE-GTL10S.A1S	77	BE-RA2FF06.01	64	BE-TAL550206.C1	52
AKS-1210.03	19	BE-GTL10W.01	77	BE-TA5502.02	46	BE-TAL550206.D1	52
AKS-1216.03	20	BE-GTL10W.A1	77	BE-TA5502.G2	46	BE-TAL5504.01	54
AKS-1616.03	20	BE-GTL1TS.01S	77	BE-TA550206.02	46	BE-TAL550406.01	54
AKS-2016.03	20	BE-GTL1TS.B1S	77	BE-TA5504.02	46	BE-TAL55B1.01	49
AKS-2416.03	20	BE-GTL1TW.01	77	BE-TA5504.G2	46	BE-TAL55B106.01	49
AKU-02UP.03	26	BE-GTL1TW.B1	77	BE-TA550406.02	46	BE-TAL55B2.01	49
AKU-0416.03	25	BE-GTL20S.01S	78	BE-TA5506.02	46	BE-TAL55B206.01	49

BE-TAL55T1.01	51	BE-TAL63T2.A1	67	RF-BE2230.01	126	SCN-DTSEN1.01	100
BE-TAL55T1.A1	51	BE-TAL63T2.B1	67	RF-GTT4S.01	123	SCN-G360D3.03	97
BE-TAL55T1.B1	51	BE-TAL63T2.C1	67	RF-GTT4W.01	123	SCN-G360K3.03	97
BE-TAL55T106.01	51	BE-TAL63T2.D1	67	RF-GTT8S.01	124	SCN-GLED1S.01S	85
BE-TAL55T106.A1	51	BE-TAL63T4.01	68	RF-GTT8W.01	124	SCN-GLED1W.01	85
BE-TAL55T106.B1	51	BE-TAL63W104.01	69	RF-JAL1UP.01	128	SCN-IP000.03	106
BE-TAL55T2.01	53	BE-TAL63W104.A1	69	RF-LK001.03	120	SCN-IP100.03	107
BE-TAL55T2.A1	53	BE-TAL63W104.B1	69	RF-TA55A2.01	124	SCN-KP360K301.03	96
BE-TAL55T2.B1	53	BE-TAL63W204.01	69	RF-TA55A206.01	124	SCN-KP360R301.01	96
BE-TAL55T2.C1	53	BE-TAL63W204.A1	69	RF-TA55A4.01	125	SCN-KP360R306.01	96
BE-TAL55T2.D1	53	BE-TAL63W204.B1	69	RF-TA55A406.01	125	SCN-LED5506.01	63
BE-TAL55T206.01	53	BE-TAL63W204.C1	69	RF-TA55A6.01	125	SCN-LK001.03	106
BE-TAL55T206.A1	53	BE-TAL63W204.D1	69	RF-TA55A606.01	125	SCN-LOG1.02	108
BE-TAL55T206.B1	53	BE-TAL63W404.01	69	RF-TA55A8.01	126	SCN-LSD01.01	98
BE-TAL55T206.C1	53	BE-TAS5504.01	56	RF-TA55A806.01	126	SCN-LSEN1.01	100
BE-TAL55T206.D1	53	BE-TAS550406.01	56	RF-TAL55T102.01S	121	SCN-MBGRU.01	109
BE-TAL55T4.01	54	BE-TAS55T4.01	57	RF-TAL55T102.A1S	121	SCN-P360D1.01	91
BE-TAL55T406.01	54	BE-TAS55T406.01	57	RF-TAL55T102.B1S	121	SCN-P360D3.03	93
BE-TAL55W102.01	55	BE-TAS6304.01	70	RF-TAL55T106.01S	121	SCN-P360D306.03	93
BE-TAL55W102.B1	55	BE-TAS63T4.01	70	RF-TAL55T106.A1S	121	SCN-P360D4.03	94
BE-TAL55W106.01	55	BE-TAS86.02	74	RF-TAL55T106.B1S	121	SCN-P360D406.03	94
BE-TAL55W106.A1	55	BE-TAS8606.02	74	RF-TAL55T202.01S	122	SCN-P360E3.03	92
BE-TAL55W106.B1	55	BE-TAS86T.02	75	RF-TAL55T202.A1S	122	SCN-P360K3.03	93
BE-TAL55W202.01	55	BE-TAS86T06.02	75	RF-TAL55T202.B1S	122	SCN-P360K306.03	93
BE-TAL55W202.A1	55	EZ-0320.01	39	RF-TAL55T202.C1S	122	SCN-P360K4.03	95
BE-TAL55W202.B1	55	EZ-0363.01	39	RF-TAL55T202.D1S	122	SCN-P360K406.03	95
BE-TAL55W202.C1	55	JAL-01UP.02	28	RF-TAL55T206.01S	122	SCN-P360L2.03	91
BE-TAL55W202.D1	55	JAL-0210.02	27	RF-TAL55T206.A1S	122	SCN-P360L3.03	92
BE-TAL55W206.01	55	JAL-0410.02	27	RF-TAL55T206.B1S	122	SCN-P360R3.01	94
BE-TAL55W206.A1	55	JAL-0410D.02	28	RF-TAL55T206.C1S	122	SCN-P360R306.01	94
BE-TAL55W206.B1	55	JAL-0410M.02	27	RF-TAL55T206.D1S	122	SCN-P360R4.01	95
BE-TAL55W206.C1	56	JAL-0810.02	27	RF-TAL55T402.01S	123	SCN-P360R406.01	95
BE-TAL55W206.D1	56	JAL-0810D.02	28	RF-TAL55T406.01S	123	SCN-PTAN3.01	102
BE-TAL55W402.01	55	JAL-0810M.02	27	SCN-BWM55.02	58	SCN-PTDE0.01	102
BE-TAL55W406.01	56	JAL-B1UP.02	29	SCN-BWM55.G2	58	SCN-PTST1.01	102
BE-TAL6301.01	65	PSE-B552T01.02	59	SCN-BWM5506.02	58	SCN-PTST3.01	102
BE-TAL6301.A1	65	PSE-B552T02.02	59	SCN-BWM55T.02	58	SCN-RS1R.01	99
BE-TAL6301.B1	65	PSE-B552T06.02	59	SCN-BWM55T.G2	58	SCN-RT1UP.01	59
BE-TAL6302.01	66	PSE-BWML01.01S	90	SCN-BWM55T06.02	58	SCN-RT1UP.G1	59
BE-TAL6302.A1	66	PSE-BWML06.01S	90	SCN-BWM63.02	71	SCN-RT1UP06.01	59
BE-TAL6302.B1	66	PSE-PMC01.01S	90	SCN-BWM63T.02	71	SCN-RT1UPE.01	60
BE-TAL6302.C1	66	PSE-PMC06.01S	90	SCN-CO2MGS.02	63	SCN-RT1UPE.G1	60
BE-TAL6302.D1	66	RF-AKD230CC.02S	127	SCN-CO2MGS01.02	63	SCN-RT1UPE06.01	60
BE-TAL6304.01	68	RF-AKD260CC.02S	127	SCN-CO2MGS06.02	63	SCN-RT2UP.01	101
BE-TAL63T1.01	65	RF-AKK1ST.01	129	SCN-DA641.04	35	SCN-RT4UP.01	101
BE-TAL63T1.A1	65	RF-AKK1UP.01	128	SCN-DA641P.04S	36	SCN-RT6AP.01	102
BE-TAL63T1.B1	65	RF-AKK2UP.01	128	SCN-DA642.04	35	SCN-RT8REG.02	101
BE-TAL63T2.01	67	RF-AZK1ST.01	129	SCN-DABC4.01	34	SCN-RTC20.02	109

Article number index

Art. No.	Page
SCN-RTN55S.01	61
SCN-RTN55S06.01	61
SCN-RTN63S.01	72
SCN-RTR550.01	62
SCN-RTR55006.01	62
SCN-RTR55S.01	61
SCN-RTR55S06.01	61
SCN-RTR630.01	73
SCN-RTR63S.01	72
SCN-RTRGS.02S	85
SCN-RTRGW.02	85
SCN-SAFE.01	108
SCN-TFS55.01	62
SCN-TFS5506.01	62
SCN-TFS63.01	73
SCN-TS1UP.01	60
SCN-TS1UP.G1	60
SCN-TS1UP06.01	60
SCN-USBR.02	107
SCN-WS3HW.01	99
STC-0640.01	104
STC-0960.01	104
STC-1280.01	104
STR-0640.01	105
STV-0024.01	105
STV-0160.02	104
STV-0320.02	104
STV-0640.02	104
VC-0701.04	113
VC-1001.04	113
VC-EASY.03	112
VCB-07SI.04	114
VCB-07SW.04	114
VCB-07WS.04	114
VCB-10SI.04	114
VCB-10SW.04	114
VCB-10WS.04	114
VCG-UP07.01	115
VCG-UP10.04	115
VCS-PRO.04	116
VCZ-AD07.01	115
VCZ-AD10.01	115
ZBUSKLE	110
ZMESF	98