

Control home automation conveniently via remote control –  
and with minimal installation effort!

KNX RF can be used as an exclusively wireless solution or  
connected to a wired KNX TP system.



# KNX RF

All Advantages of KNX – Wireless

**elsner**<sup>®</sup>  
elektronik

**KNX**<sup>®</sup>

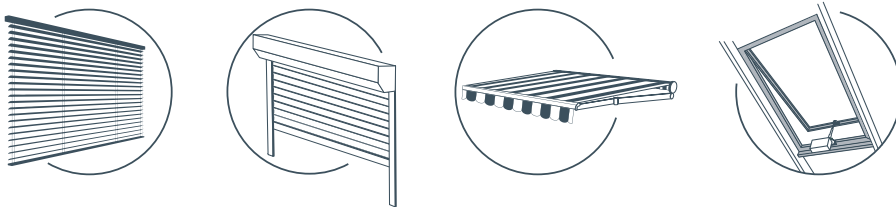
# A COMFORTABLE SMART HOME WITH KNX RF



You would like to operate roller shutters, blinds, awnings and windows via radio remote control?  
– KNX RF is perfect for „Smart Home“ beginners with a high standard!  
Easy to retrofit and expandable at any time!

## SHADING AND VENTILATION with the Actuators KNX RF-MSG

- The plug-in modules integrate drives of shadings and windows into the KNX system.
- Simply plug in between motor and power supply (STAK3 / STAS3), order matching connection lines (STAK3 / STAS3) at the same time.
- Fast commissioning without interfering with the electrical installation: Simply use the suitable mains supply with earthing contact plug! The fixed connection to the home mains network can be done later by a qualified electrician.



- The actuators determine the drives' running time based on the current, thus the shadings are positioned properly.
- Bus functions: position feedback and storage, scenes.
- Retransmitter function: The forwarding of all received KNX RF telegrams increases the range of the radio system.
- Available for 1 motor / for 1 motor with 230 V loop-through function / for 2 motors.

Also available as plug-in module: Group Control Relay GS2-DST for parallel operation of two drives without integrated isolating relay.

## FLEXIBLE USE DUE TO MULTIFUNCTIONALITY KNX RF S1R-B2 compact

- The multifunctional actuator controls either a drive of shading or window (up & down) or switches two electrical loads, for example lights or fans.
- Compact design: The device can be placed in any junction box or cavity.
- Bus functions: Position feedback and storage, scenes, short-term and movement restrictions.
- Via 2 digital inputs you can, for example, connect conventional push-buttons or window contacts to the KNX system.


## SWITCHING 16 A with KNX RF R1-B2 compact 16 A

- The compact actuator switches a consumer up to 16 A, e.g. sockets or large-scale electrical devices. This makes it ideal for safe complete shutdown and standby avoidance.
- Via 2 digital inputs you can, for example, connect conventional push-buttons or other auxiliary contacts to the KNX system.

All KNX RF devices from Elsner Elektronik comply with the S-Mode standard. This means that they are configured with the device-specific application in the ETS.



KNX RF Radio



KNX RF-MSG-ST, KNX RF-MSG(2)-DST  
Actuators for 1 or 2 motors



KNX RF S1R-B2 compact  
Actuator for 1 motor or 2 consumer loads



KNX RF R1-B2 compact 16 A  
Actuator for 1 consumer load

# COMBINING RADIO AND WIRE: THE BEST OF BOTH WORLDS

You would like to supplement a wired KNX TP project flexibly and increase the ease of use?  
– KNX RF is perfect for easy, fast extension! This only requires a media coupler.  
And the remote control will be the icing on the cake of your project!



KNX TP wired system with further actuators, sensors & system devices



KNX TP

KNX RF LC-TP  
Media Coupler

## CONNECTING KNX RF AND KNX TP with the Media Coupler KNX RF LC-TP

- Complete wired KNX TP systems with KNX RF, e.g. to integrate a remote control or additional wireless actuators.
- Bidirectional data exchange.
- Display shows addressing, KNX traffic (bus load for RF and TP), incoming and outgoing telegrams (for RF and TP, with source and target address) and signal strength.



Remo KNX RF Remote Control

## CONTROLLING TECHNOLOGY BY FINGERTIP with the Remote Control Remo KNX RF

- Handheld transmitter for up to 32 KNX devices / functions, e.g. positioning actuators, switching or dimming light, recall scenes ...
- Functions: Switching, dimming, light colour RGBW, light colour temperature, positioning of drives (awning, blind, roller shutter, window), temperature change (for heating/cooling), scenes, operation of media technology, value display.
- Colored touch display with shutdown function: A built-in motion detection automatically activates the display when the remote control is picked up.
- The names of the radio channels and their display order can be changed directly on the touch display.
- The basic setup is made using the ETS.
- The integrated lithium battery is loaded by a standard power supply with micro-USB cable.



KNX RF USB Stick PC Interface

## SIMPLE SETUP AT THE PC with the KNX RF USB Stick

- The USB stick is the interface for setting up a KNX system via KNX RF.
- The stick works with any windows-based PC, drivers are installed automatically.
- KNX RF devices such as the Remo KNX RF remote control and the KNX RF-MSG-(D) ST actuators are addressed and programmed in the ETS version 5 and higher.

## YOUR ADVANTAGES WITH

- Manufacturer independent, large product selection at over 420 manufacturers.
- Worldwide standard (ISO / IEC 14543-3).
- Proven compatibility of all certified products.
- Decentralized structure: Expandable via cable, radio and IP.


More at [www.knx.org](http://www.knx.org)



# PRODUCT OVERVIEW KNX RF ELSNER ELEKTRONIK


Radio communication with 868.3 MHz; KNX RF S-Mode

**KNX RF-MSG-DST Radio Actuator for 1 drive** ..... N° 70712




- 1 STAK3 drive output (1 drive or 1 group)
- 1 STAS3 mains input for 230 V AC, 50 Hz | 1 STAK3 mains output for supplying additional actuators
- Up to 12 actuators and up to 1.5 kW power load per mains connection

**KNX RF-MSG-ST Radio Actuator for 1 drive** ..... N° 70711




- 1 STAK3 drive output (1 drive or 1 group)
- 1 STAS3 mains input for 230 V AC, 50 Hz

**KNX RF-MSG2-DST Radio Actuator for 2 drives** ..... N° 70713



- 2 STAK3 drive outputs (2 drives or 2 groups, controlled separately)
- 1 STAS3 mains input for 230 V AC, 50 Hz

**KNX RF S1R-B2 compact Radio Actuator for 1 drive / 2 consumer loads** ..... N° 70715



- Potenzialfreier Ausgang für 1 Antrieb (1×Auf/Ab) oder 2 Verbraucher (2× Ein/Aus)
- Bis 230 V AC, 6 A

**KNX RF R1-B2 compact 16A Radio Actuator for 1 consumer load** ..... N° 70720




- Potenzialfreier Ausgang für 1 Verbraucher (Ein/Aus), bis 230 V AC, 16 A

**REMO KNX RF Remote Control** ..... N° 70746





- Radio remote control with 32 channels
- Coloured touch display, buttons can be labelled individually

**KNX RF LC-TP Media Coupler** ..... N° 70701



- Connects wireless KNX devices (KNX RF) with wired devices (KNX TP), bidirectional communication
- Display shows addressing, KNX traffic, telegrams

**KNX RF USB STICK PC Interface** ..... N° 70704



- For system setup via KNX RF: addressing, programming, diagnosis. For windows-based PC

**Connection Line** ..... 1 m N° 60565



- STAS3 to STAK3

..... 2,5 m N° 60566

- With STASI securing bracket

..... 5 m N° 60567

**Mains Line 5 m** ..... N° 60563



- Protective contact plug with STAK3 output and STASI securing bracket

